



TAC12025 Series

Size: 4.69 in sq. x 1.0 in. thk
(119mm sq. x 25.4mm thk.)

Airflow: 60 - 80 CFM

Acoustical Noise: 37 - 44 dB (A)

MATERIAL: Frame - Aluminum Alloy, Painted Black Finish
Bearings - Sealed Ball
Impeller - UL94V-0 Plastic

WEIGHT: 13.4 oz. (380g)

TERMINATION: Terminals standard (Lead Wires on request)

OPERATION TEMPERATURE: -20° to +80° C

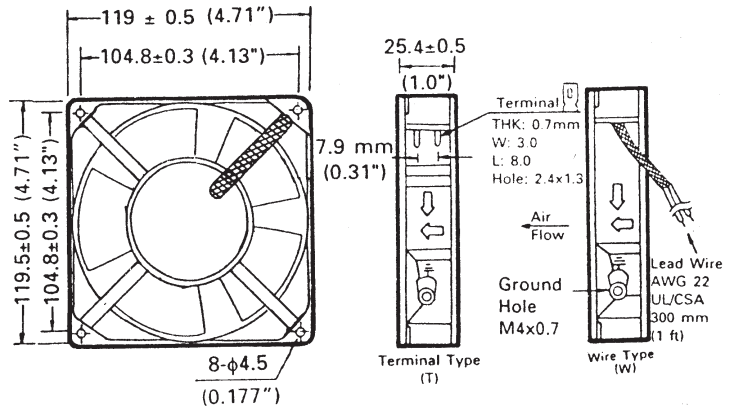
INSULATION RESISTANCE: 10 Megohms min @ 500 VDC

DIELECTRIC STRENGTH: 1,500 VAC for 1 min.

INSULATION: Class B

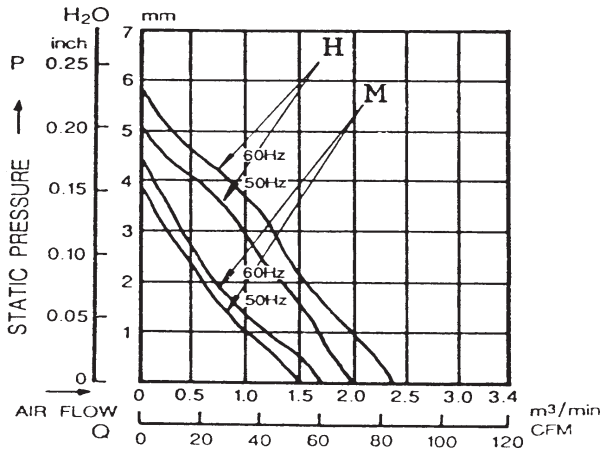
SAFETY: Impedance Protected

SAFETY APPROVALS: UL 106227 & CSA LR702499 (Applies to single voltage models only)
CE (Applies to 230V models only)

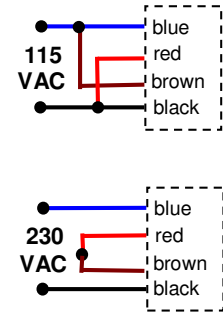


PERFORMANCE CURVES:

(Obtained with test chamber and methods in accordance with AMCA Std. 210-74)



**DUAL VOLTAGE MODEL
WIRING SCHEMATIC**



SPECIFICATIONS: (Based on 60 Hz Frequency)

PART NUMBER	VOLTS	WATTS	mAMPS	RPM	NOISE dB (A) @ 1M	CFM
TAC12025115HT	115	16.0	180	2350	44	80
TAC12025115MT	115	12.0	110	1900	37	60
TAC12025230HT	230	16.0	110	2350	44	80
TAC12025230MT	230	12.0	80	1900	37	60
TAC120345HW	115/230	16.0	180/110	2350	44	80

NOTE: Standard models with Terminals. Lead Wires available on request.
Dual voltage model with lead wires only.