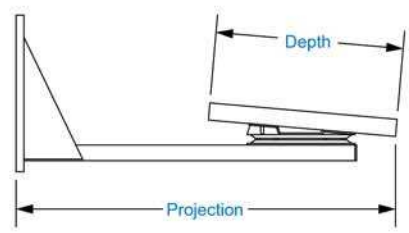
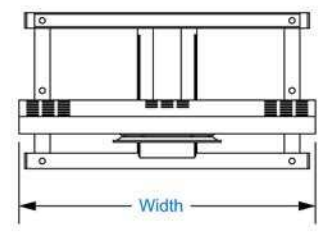
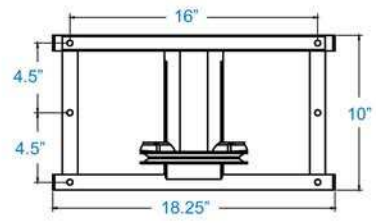


## DSWP6100 Series

**DOUBLE STUD LOCKING HEAVY-DUTY WALL MOUNT WITH 7° TILT**



MODEL	PLATFORM WIDTH	PLATFORM DEPTH	LOAD LIMIT (lbs)	SWIVEL	TILT	PROJECTION	BLACK WRINKLE	SHIP. WT. (lbs)
DSWP6100	19"	12"	175	360°	7°	24-3/8"	• 24	
DSWP6103	22"	14"	175	360°	7°	25-3/8"	• 29	
DSWP6104	25"	14"	175	360°	7°	25-3/8"	• 30	
DSWP6111	25"	18-1/2"	175	360°	7°	27-5/8"	• 35	

**NOTES:**

- Positive pin tumbler barrel lock. Wood stud hardware included.
- See [Wall Mount Accessories](#) for special hardware and accessories.

**1-800-LUCASEY**

Protected under one or more of these or pending United States patent numbers: 3,291,432; 3,559,942; 3,724,798; DES.270,689; 4,613,109; 4,852,842; 4,878,645; DES.309,562; 4,973,023; 5,169,114; 5,255,884; 5,310,152; 5,522,576; 5,621,614; Re-35,677; DES.398,834; 5,826,384; 5,941,492; 5,964,068  
 © 2000 LUCASEY MANUFACTURING CORPORATION, Oakland, California. All rights reserved.