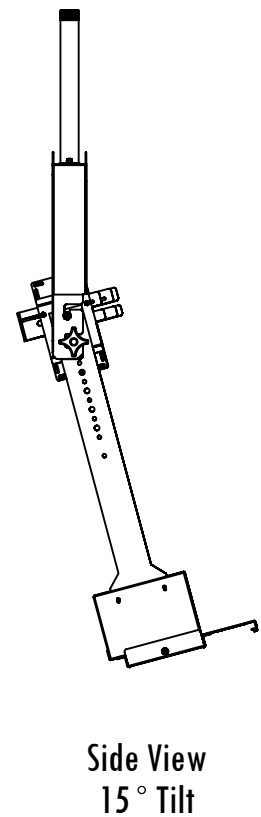
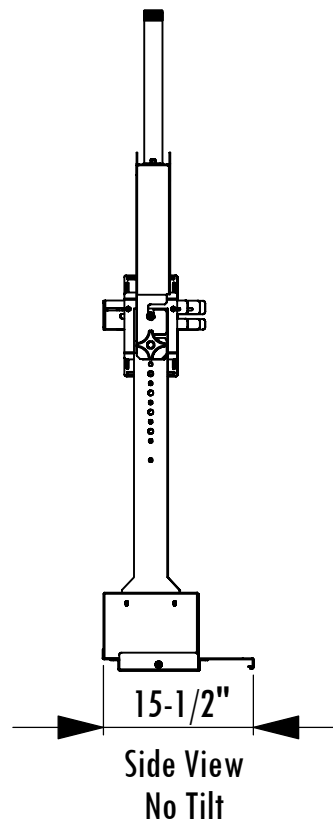
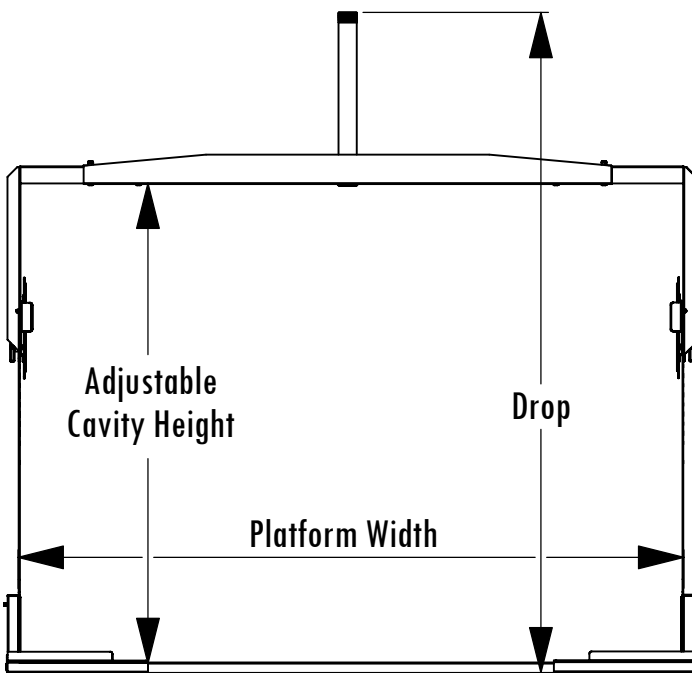


ACM4055 & ACM5670 Dimensions Adjustable Ceiling Mounts

Model	Load Limit (lbs.)	Swivel	Tilt	Platform Width	Platform Depth	Drop from ceiling	Cavity Height	Ship. Wt. (lbs.)
ACM4055	500	360°	0-15°	40" - 55"	15-1/2"	46-1/2" - 58-1/2"	24-1/2" - 48-1/2"	80
ACM5670	500	360°	0-15°	56" - 70"	15-1/2"	46-1/2" - 58-1/2"	24-1/2" - 48-1/2"	100



- Notes:**
- Safety strap included. Order Ceiling Flange separately.
 - Pipe: 1-1/2" I.D. x 18" schedule 40. Custom lengths can be ordered or changed on-site. Drop can be increased or decreased by substitution of the 18" pipe.
 - See Ceiling Mount Accessories for special hardware and accessories.

1-800-LUCASEY • 1-510-534-1435

©2005 Lucasey Manufacturing Corporation, Oakland, California

