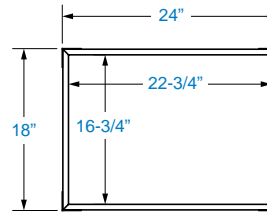


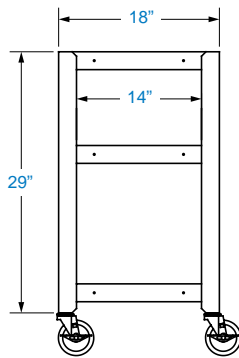


### CR1824 Series

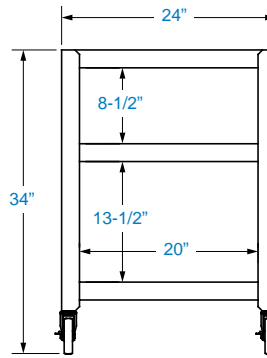
FULLY CONSTRUCTED MOBILE CART WITH 3 SHELVES



TOP



SIDE



FRONT

MODEL	CORD INCLUDED	LOAD LIMIT (lbs)	BLACK WRINKLE	SHIP. WT. (lbs)
CR1824	NO	120	•	71
CR1824C	YES	120	•	71

**NOTES:**

- 4" heavy duty casters with 360° swivel and locking brakes.
- **UL** and **CSA** approved 15' grounded 15 amp cord with dual outlets, see **CRACORD**.
- 1/2" safety lip on each deck level.
- Welded steel construction.
- Shelves are recessed 3/16".
- Safety strap included.

1-800-LUCASEY