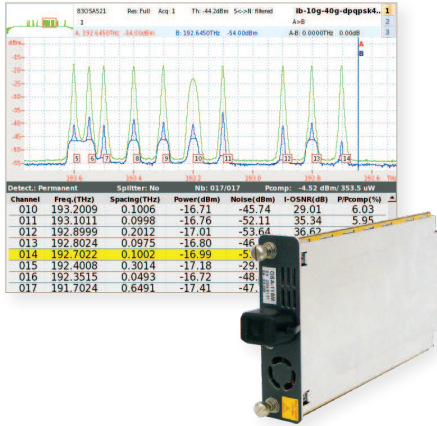


T-BERD®/MTS-6000A and -8000 Platforms

OSA-110M/110H/110R Compact Full-Band OSAs



Key Benefits

- Improved field operation with the smallest and lightest full-band OSA available
- Suitable for all CWDM and DWDM applications down to 33 GHz channel spacing
- One-touch test with automatic Pass/Fail analysis
- Future-proof signal analysis for 40/100 G testing and new modulation formats
- In-band OSNR measurements in ROADM and 40 G networks

Key Features

- Full-band measurement range from 1250 to 1650 nm
- Built-in wavelength calibration guarantees ± 0.05 nm wavelength accuracy
- High-power version accommodates power levels up to +30 dBm
- In-band version to measure true OSNR in ROADM and 40 G networks

Applications

- Deploying and maintaining DWDM metro and core networks
- Installing and maintaining CWDM systems in CATV, access, and mobile backhaul
- Verifying high-speed 40/100 G interfaces
- Provisioning and troubleshooting ROADM networks

Test xWDM Networks with a Compact, Full-Band Optical Spectrum Analyzer

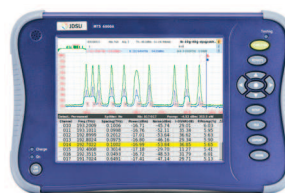
The OSA-110 Series is the next generation of compact JDSU optical spectrum analyzer (OSA) modules with unmatched size, weight, price, and performance, which make it ideal for field use. Housed inside the T-BERD/MTS-6000A series platform, it offers the smallest full-band OSA solution on the market.

The OSA-110 Series is suitable for all optical coarse wavelength division multiplexing (CWDM) and dense wavelength-division multiplexing (DWDM) networks down to 33 GHz channel spacing. In addition to standard features provided by the OSA-110M, the OSA-110H integrates a high-power measurement capability, making it the ideal tool for cable operators. The OSA-110R includes the well-known JDSU in-band measurement technique to measure the true OSNR in ROADM-based networks and in 40 G systems with overlapping spectra.

The combination of high optical resolution with full-band measurement capability makes the OSA-110 Series ideal for testing power, wavelength, OSNR, and drift during provisioning, maintenance, and upgrades of WDM systems.

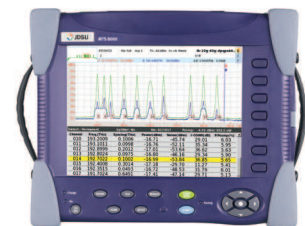
Platform Compatibility

T-BERD/MTS-6000A



Modular platform for fiber and multiple-services testing

T-BERD/MTS-8000 (V2)



Scalable platform for multiple-layer and multiple-protocol testing

Specifications¹
Modes

Analysis	WDM, drift, DFB, OO-OSNR, in-band OSNR (OSA-110R only)
Display	Graph, WDM table, graph and table

WDM Measurement

Channel spacing	33 to 200 GHz, CWDM
Max no. of channels	256
Data signals	up to 1 T
Modulation formats	All formats supported (NRZ/RZ-OOK, DB, PSBT, CSRZ, DPSK, BPSK, QPSK, and PM QPSK)

Spectral Measurement

Wavelength range	1250 to 1650 nm
Abs. wavelength accuracy ^{2,3}	±0.05 nm
Wavelength reference	Internal
Wavelength repeatability ^{2,4}	±0.01 nm
Resolution bandwidth (FWHM) ²	0.1 nm
Readout resolution	0.001 nm
Scanning time (including WDM analysis)	
Full band	<5 s
C-band	2 s
Measurement samples	111,000

Power Measurement

Absolute accuracy ^{2,8}	±0.6 dB
Readout resolution	0.01 dB
Flatness ^{2,8}	±0.3 dB
PDL ²	±0.2 dB

Power Measurement (OSA-110M/OSA-110R)

Dynamic range per channel ⁵	−60 to +15 dBm
Total safe power	+23 dBm
Linearity ^{2,6}	±0.1 dB

Power Measurement (OSA-110H)

Dynamic range per channel ⁵	−50 to +25 dBm
Total safe power	+30 dBm
Linearity ^{2,7}	±0.1 dB

Optical Measurement

Optical rejection ratio (ORR) ²	
At ±0.2 nm (for 50 GHz channel spacing)	35 dBc
At ±0.4 nm (for 100 GHz channel spacing)	40 dBc
OSNR accuracy ⁹	±0.6 dB
OSNR range	>30 dB

In-Band OSNR (OSA-110R)

I-OSNR dynamic range	up to >25 dB
PMD tolerance ¹⁰	up to 10 ps
Data signals ¹¹	up to 40 G

General

Optical port	universal SM-PC, universal SM-APC
Connectors	FC, SC, ST, LC, DIN
ORL	>35 dB
Size (module)	122 x 235 x 26 mm (4.8 x 9.3 x 1.0 in)
Weight (module)	0.6 kg (1.3 lb)
Temperature	
Operating	+5 to +40°C (41 to 104°F)
Storage	−20 to +60°C (−4 to 140°F)
Relative humidity	0 to 95% noncondensing

1. Unless otherwise specified, all specifications are based on a temperature of 23°C ±2°C with an FC/PC connector, after warm-up.
2. Typical for 1520 to 1565 nm at 18 to 23°C.
3. Recommended period for recalibration is 2 years.
4. In 5 consecutive scans.
5. From 1520 nm to 1610 nm.

6. Signal power from −45 dBm to +10 dBm.
7. Signal power from −35 dBm to +20 dBm.
8. At −10 dBm including PDL.
9. Typical value with equal channel power for OSNR up to 25 dB and signal >−30 dBm for OSA-110M/R and >−20 dBm for OSA-110H.
10. For data rates up to 10 G.
11. Except for pol-mux and polarization scrambled signals.

Ordering Information
OSA Modules

Description	Part Number
OSA-110M, PC version	2304/91.02
OSA-110M, APC version	2304/91.12
OSA-110H, high-power PC version	2304/91.03
OSA-110H, high-power APC version	2304/91.13
OSA-110R, in-band OSNR PC version	2304/91.04
OSA-110R, in-band OSNR APC version	2304/91.14

Application Software for Report Generation

Description	Part Number
FiberTrace2 reporting software	EOFS100
FiberCable 2 reporting software	EOFS200

Network and Service Enablement Regional Sales

NORTH AMERICA	LATIN AMERICA	ASIA PACIFIC	EMEA	www.jdsu.com/nse
TOLL FREE: 1 855 ASK-JDSU 1 855 275-5378	TEL: +1 954 688 5660 FAX: +1 954 345 4668	TEL: +852 2892 0990 FAX: +852 2892 0770	TEL: +49 7121 86 2222 FAX: +49 7121 86 1222	