

T-BERD®/MTS-4000 Multiple Services Test Platform

Triple-Play Services Software Option



Key Features • Video service (IPTV) testing

- IP Multicast test (broadcast video service): Generate IGMP Join and Leave requests to verify the functionality of stream flows, channel changes, and multi-cast communications
- IP Unicast test (video on demand [VoD] service): Generate RTSP client requests for access to VoD media server to verify the functionality of program stream flows and uni-cast communications

- Decode and display I-Frame

• Voice service (VoIP) testing

- Emulate a VoIP phone for service turn-up and troubleshooting
- Supports Cisco SCCP, SIP, MGCP, H.323, and Nortel Unistim signaling protocols

• Data services testing

- Provides a fully integrated Web browser
- Offers Throughput testing (FTP, HTTP)

• Class of Service

- Provides control and results for multiple services (Data, VoIP, IPTV) over multiple VLANs

Applications

- Tests IPTV video quality, including analysis of video streams and packet statistics on up to 10 streams in Monitor Mode and 6 streams in Terminate Mode, including video mean opinion score (VMOS)
- Assesses VoIP packet quality and voice quality rating using MOS and R-Factor
- Tests data services, including ping, trace route, and Web browser functions from a 10/100/1000 Ethernet port or optional Wifi and xDSL modules
- Supports IPoE, Ppoe, and IPV6 data modes
- Scans the virtual local area network (VLAN) for current configuration and activity

The JDSU T-BERD/MTS-4000 equipped with the Triple-Play Software option delivers comprehensive Internet Protocol (IP) service-level testing in a rugged, handheld, battery-operated platform that is ideal for Access and Home network turn-up, troubleshooting, and maintenance.

The growth of triple-play services has changed the landscape of the telecommunications industry through the creation of new opportunities, while also introducing significant challenges for service providers. To remain competitive, providers must efficiently deploy bundled voice, video, and data to the exacting demands of customers—delivering on both quality of service (QoS) and experience (QoE), while reducing operating expenses.

The T-BERD/MTS-4000 meets these challenges and more as the first multi-application platform with fully integrated copper and fiber functionality that addresses the complete set of requirements for triple-play, such as turn-up, troubleshooting, and maintenance. The T-BERD/MTS-4000 Triple-Play Services Software gives field service technicians who install and maintain triple-play service over leading-edge fiber- and copper-based digital subscriber line (DSL) Access networks a complete suite of essential testing tools in one unit.

Flexible connectivity, including universal serial bus (USB), high-speed 10/100/Gigabit Ethernet (GigE), Wireless Fidelity (WiFi), and Bluetooth, interfaces make downloading software and offloading captured test data easier, thus increasing productivity and baseline network performance.

Architecture

The T-BERD/MTS-4000 is designed for skilled field technicians who install and maintain various next-generation fiber (FTTx) networks delivering triple-play services that often require advanced troubleshooting, including in-depth physical layer tests on copper or fiber—or increasingly both.

Layered Graphical User Interface

The figure below shows the JDSU Quality Layer Model integrated into the T-BERD/MTS-4000 graphical user interface (GUI) to enhance root-cause analysis. Technicians can use it to locate IP service problems more easily and quickly.

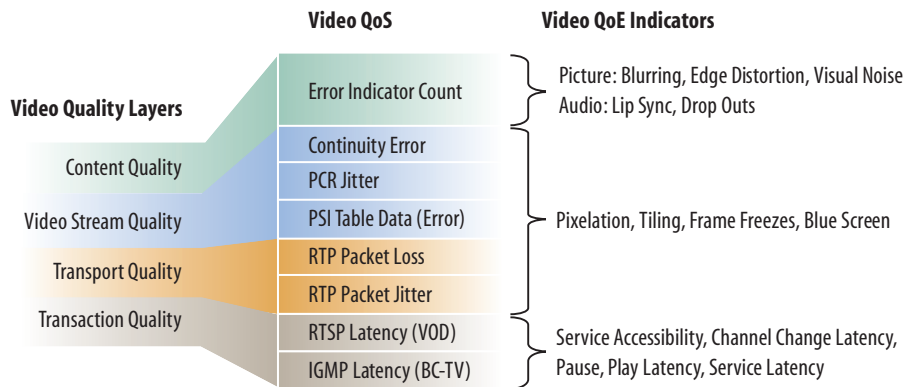


Figure 1: JDSU Quality Layer Model

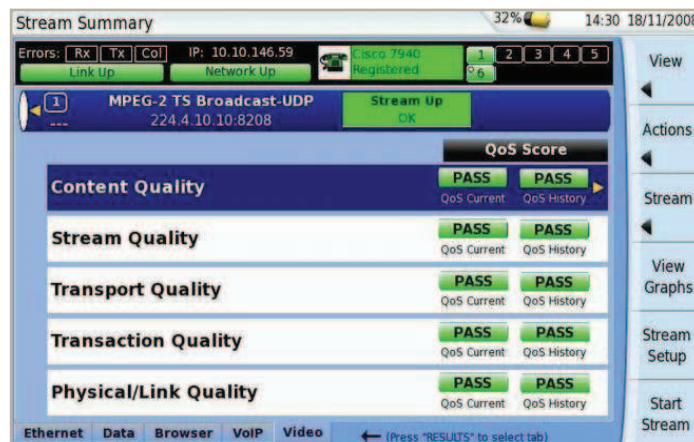


Figure 2: Example of Video test results using the T-BERD/MTS-4000 GUI with the JDSU Quality Layer Model

The Triple-Play Software Option for the T-BERD/MTS-4000 installed on the base unit can be used with the resident Ethernet (10/100/Gig E) port. It is compatible with field-swappable T-BERD/MTS-4000 xDSL interface modules.

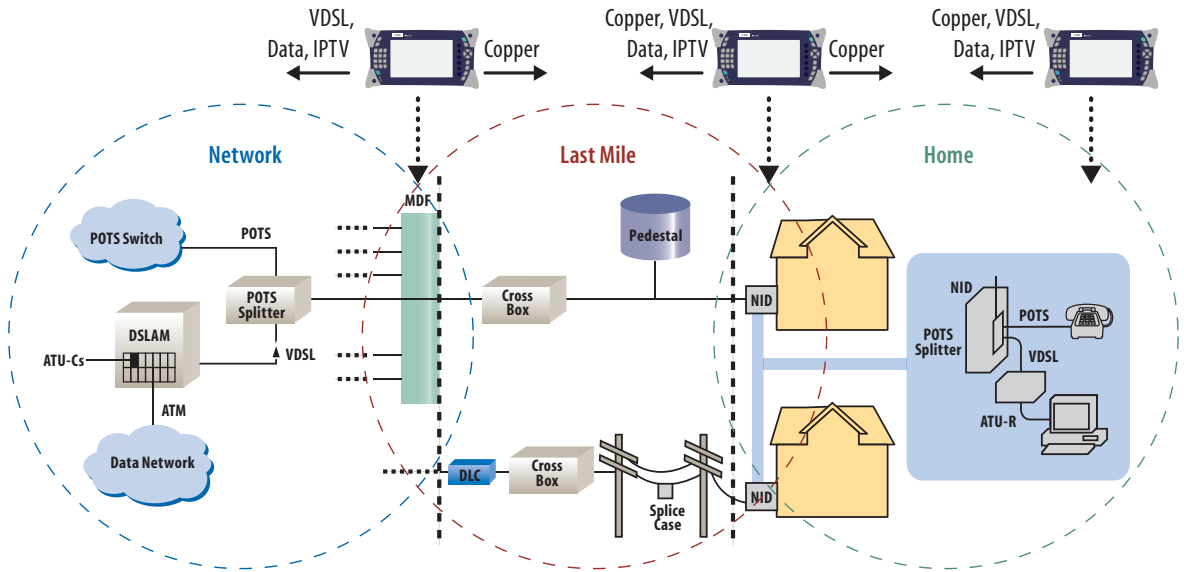


Figure 3: Example of a typical DSL architecture

Applications

The T-BERD/MTS-4000 provides the full range of capabilities needed to test today's leading-edge FTTx and copper access networks plus the expandability needed to test next-generation networks. The wide range of testing technologies offered by the T-BERD/MTS-4000 provide all of the testing functions that technicians need at every stage of the network lifecycle, from the physical layer to the application layer, in a single handheld and rugged unit.

The T-BERD/MTS-4000 delivers an integrated approach to field testing with test support for specific application use cases. Field-swappable modules are available for multi-service testing and two modules can run simultaneously.

IP Video Testing

The T-BERD/MTS-4000 enables analysis of the video service (IPTV) stream anywhere in the Access network using a DSL or Ethernet interface. With its advanced performance monitoring features, the T-BERD/MTS-4000 accurately measures video QoS and QoE using built-in tests for content, transport, transaction, and physical link quality.



Figure 4: Example of IPTV Video Stream test

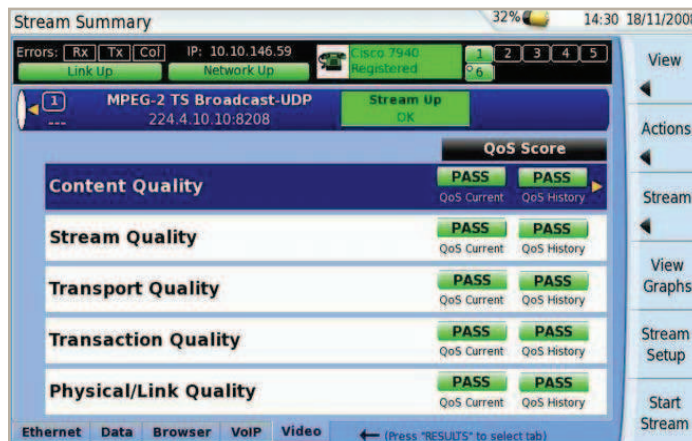


Figure 5: Example of IPTV Summary test screen

VoIP Testing

Technicians can use the T-BERD/MTS-4000 to turn up and troubleshoot voice service (voice over IP [VoIP]) connectivity, feature availability, and voice quality. They can also conduct IP ping, packet statistic, and trace route analysis to identify, diagnose, and sectionalize VoIP network and equipment problems.

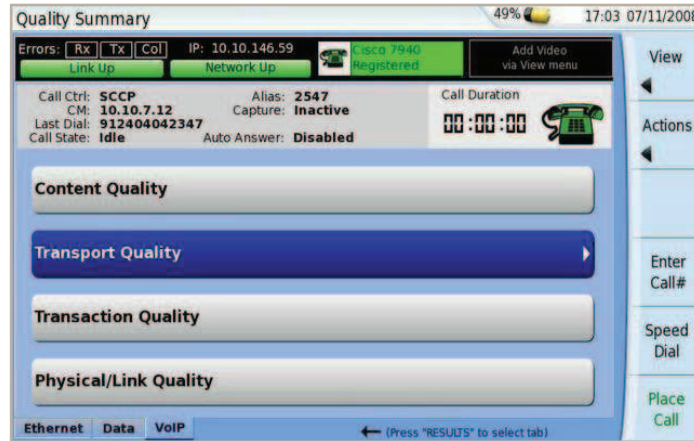


Figure 6: VoIP test interface

IP Data Testing

The T-BERD/MTS-4000 enables Internet connectivity testing using an integrated Web browser and also performs required IP data tests (such as IP ping delay) to verify bandwidth requirements for real-time applications and services (such as online gaming and streaming video).

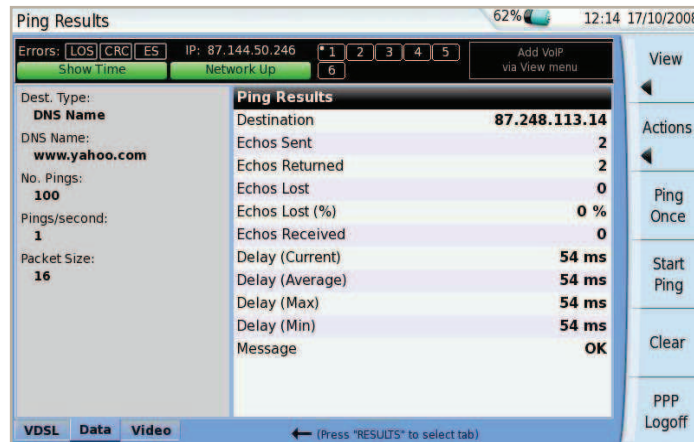


Figure 7: IP Ping test interface

CoS Testing

With its advanced test capabilities that address each triple-play application QoS metric, the T-BERD/MTS-4000 let carriers focus on effective Class of Service (CoS) testing to ensure priority mapping for IP services. All three applications can be run at the same time simulating mixed traffic flows. Interactions that violate CoS rules can be identified quickly.

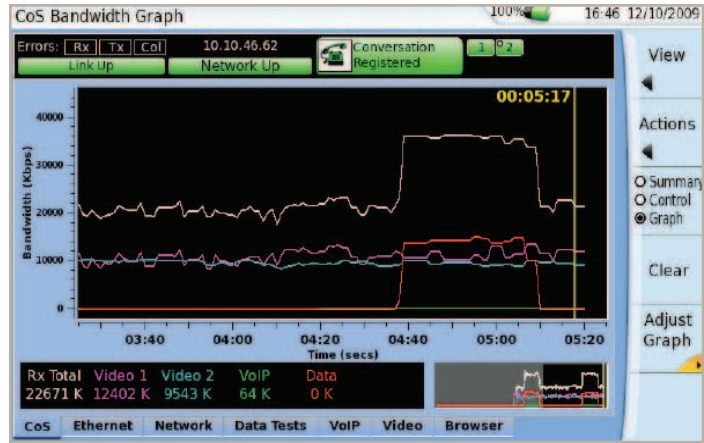


Figure 8: CoS Bandwidth Graph



Figure 9: CoS Summary



The Right Tool for Today's Triple-Play Tests

The lightweight, rugged, and battery-operated T-BERD/MTS-4000 cost-effectively scales to provide an all-in-one solution for field installation, maintenance, and troubleshooting across a wide range of test applications for copper, fiber, and triple-play services. With automation features, such as auto tests, custom scripts, work flow ticket support, and flexible connectivity that improve workforce efficiency, the T-BERD/MTS-4000 is ideally suited to optimize even the most complex and advanced FTTx networks.

Specifications

Test Ports/Interface Support

10/100/1GigE (configurable—half/full duplex auto detect), RJ45
Optional ADSL1/2/2+, VDSL1/2 (modem port 8-pin modular—line on center pins, Tip-Ring connections)

Cable Test CAT 3/5

TDR Results

Fault type open/short
Distance to fault

GigE Results

Polarity
Skew

Ethernet Data

Media Type

Auto, 10/100/1000 Mb/s full, half duplex

Data Modes

IPoE, PPOE, IPv6oE, Multiple VLANs, data off

IP Mode

DHCP, static

MAC Setting

Factory default, user-defined

VLAN

Tag on/off
ID selection 0–4095
Priority selection 0–7

Web Browser

On/Off

Reported Results—Ethernet TE

Ethernet Statistics

Link status, link speed, link duplex detection
TX collisions, TX/RX (bytes, frames, errors, dropped frames)

LAN/WAN Results

IP address, Net mask, gateway, DNS, MAC address

PING

Echoes sent/received, PING delay (Cur/Avg/Max/Min), lost count/percentage
Supports IP address or DNS name destination

Trace Route ICMP and UDP Statistics

Hop count, name lookup, and IP address of hops
Supports IP address and DNS address destination

FTP/HTTP

Upload/download rate, transfer count, time

VLAN scan

VLAN, priority, frame count, last seen

VoIP

Modes

Terminate, Monitor

Supported Signaling Protocols

H.323 ITU-T H.323 version 3 Fast Connect
H.323 ITU-T H.323 version 3 Full Connect
(MSD, CAPSET, OLC exchange)
Skinny Cisco Client Protocol (SCCP)
SIP RFC 3621
Nortel Unistim
MGCP

Supported Codec Configuration

ITU-T G.711 u-law/A-law (PCM/64 kb/s)
ITU-T G.723.1 (ACELP/5.3, 6.3 kb/s)
ITU-T G.726 (ADPCM/32 kb/s)
ITU-T G.729a (GS-ACELP/8 kb/s)
ITU-T G.722 64K
ITU-T H.261 video conferencing
ITU T H.263 video conferencing
User-selectable silence suppression, jitter buffer, and voice packet size
User-selectable transmit source (live voice conversation, tone transmit (200-5 kHz), pre-recorded wave file (up to 2 Mb))

LAN Settings

User-selectable calling alias
User-selectable IP address, static or DHCP
User-selectable subnet mask, gateway, and DNS server
User-selectable or default MAC address VLAN configurable—IEEE.802.1p/q
Configurable IP TOS

Gatekeeper Settings

User-selectable static/auto discovery, or no gatekeeper direct connect mode
Supports inbound and outbound calls with or without gatekeeper support

Reported Results—VoIP

Call Stats

Full incoming call statistics, including IP address, far-end alias, far-end name, RTPC availability/ports, codec and rate, call signaling support, silence suppression enabled, and call duration

Throughput Audio/Video

Sent/received in bytes and packets, out-of-sequence packets, remote packets

Transaction Quality

Transaction Log

Voice Stream Timeline

Packet delay, packet jitter, packet loss, overall QoS

Incoming Delay

Network, encoding, packetization, buffering, and total delay

Content Quality

Call quality R-Factor	Current/Min/Max/Average
Line quality R-Factor	Current/Min/Max/Average
R-Factor G.107	Current/Min/Max/Average
R-Factor burst	Current/Min/Max/Average
R-Factor gap	Current/Min/Max/Average
CQ MOS	Current/Min/Max/Average
LQ MOS	Current/Min/Max/Average
PQ MOS	Current/Min/Max/Average

Transport Quality

Audio jitter	Current/Min/Max/QoS History
Audio packets lost	Current/Min/Max/QoS History
Audio overall QoS	Current/Min/Max/QoS History

Voice and video quality rating based on packet metrics thresholds set by user MOS rating, R-Factor, and voice degradation factors support packet capture and filtering (save internally or to USB mass memory storage)

Specifications

IP Video

Modes

Terminate, Monitor, Through

Set Top Box Emulation

IGMPv2 and v3 emulation client

IGMP message status/decode status/error message

RTSP emulation client

Service Selection

Auto

Broadcast video-UDP

Broadcast video-RTP

VOD-RTSP-UDP

ISMA broadcast

ISMA VOD (RTSP-UDP)

ISMA VOD (TTSP-TCP)

Rolling stream-R-RTP/UDP

TTS Broadcast-RTP

Video Source Address Selection

IP address and port number

IP address, port number, and VOD URL extension

RTSP port select

RTSP vendor select

Multiple ATM VC Setup Selection

Virtual channels with simultaneous usage

Selectable TX peak cell rate (PCR) for signaling channel

Video Analysis is Per Video Stream

Simultaneous stream support 6 Terminate, 10 Monitor

IP Packet Analysis

Total packets RX count

Jitter current/max

RTP packets lost, count

RTP OOS, count

RTP errors, count

PID Analysis (each stream)

PID number

PID type (video, audio, data, unknown)

PID description

Summary Statistics

Terminate active stream count 1-6

Monitor active stream count 1-10

Data rates combined Current/Ave/Min/Max

QoS

Error indicator count

Continuity error event count Current/Max

Continuity error event percentage Current/Max

PCR jitter

Current/Max ms

IGMP latency ms

RSTP latency ms

QoS score

(Pass/Fail threshold selections)

Graphs

Packet loss

QoS timeline

Jitter

Content Quality

PID, class, description

Error indicator count

Service name

Program name

Video MOS

R-Factor

Degradation (loss, discard, codec)

Stream Quality

Sync errors Count

Continuity errors Current/Average/Min/Max

Continuity errors % Current/Average/Min/Max

PCR jitter Count

PID timeouts Count

PAT errors Count

PMT errors Count

Video Stream Data Rates

Total Current/Average/Min/Max

IP Current/Average/Min/Max

Video Current/Average/Min/Max

Audio Current/Average/Min/Max

Data Current/Average/Min/Max

Unknown Current/Average/Min/Max

All streams Current/Average/Min/Max

Transport Quality

MDI delay factor Current/Average/Max

MDI MLR Current/Average/Max/Total

MDI buffer size Current/Average/Max

RTP jitter Current/Max

Lost packets Current/Average/Max

RTP packet loss Distance Errors Threshold/Current/Max/Total
Period Errors Threshold/Current/Max/Total

Transaction Quality

Latency ms

Error Logging

Timestamp for error events

QoS state changes Pass to Fail, Fail to Pass

Signaling Protocol Message Decode:

IGMP Messages

RTSP Messages

500 Message FIFO Buffer Storage—File Export

Standards

RFC2236, IGMP RFC2326, RTSP

ISO (IEC 13818), Video Transport ETSI TR 10-290 V2.1,

Stream and Analysis Video Measurements

TFC-1483; 2684, ATM AAL5 RFC2364, PPPoAAL5

RFC4445, Media Delivery Index (MDI)

Class of Service

Summary Results

Control 3 Video, 1 VoIP, 1 Data, up to 6 VLANS

Graphs Bandwidth kbps

Ordering Information

Triple-Play Software Options

C4000-VOIP Standard VOIP

C4000-VOIP-CISCO Cisco Call Manager

C4000-VOIP-UNISTIM Nortel Unistim Call Manager

C4000-IPTV Standard IPTV

C4000-CABLDIAG Cable Diagnostics

Test & Measurement Regional Sales

NORTH AMERICA TEL: 1 866 228 3762 FAX: +1 301 353 9216	LATIN AMERICA TEL: +1 954 688 5660 FAX: +1 954 345 4668	ASIA PACIFIC TEL: +852 2892 0990 FAX: +852 2892 0770	EMEA TEL: +49 7121 86 2222 FAX: +49 7121 86 1222	WEBSITE: www.jdsu.com/test
---	--	---	---	--