



Solid State Timers and Controllers

EPC-13832

Elevator Emergency Lighting System



The EPC-13832 is a microcontroller-based emergency lighting controller which integrates battery charging, brownout voltage sensing and timing, and a 90dB low power alarm bell into one convenient package. The design includes multiple high-intensity LED cluster lights for long-term illumination of the elevator cab.

The robust steel case and sophisticated design provide sufficient power for the LED cluster lights for over 8 hours of operation, not the 30-45 minute duration typical of low-end emergency lighting systems. Combine this with the three year life of the sealed lead-acid battery (included) and you have a rugged low-maintenance lighting system which protects your passengers through the longest power outages.

Design Features:

Brown Out Sensing - If the input voltage drops below 70% of the nominal voltage for 10 continuous seconds the cluster lights energize. The input voltage then must remain above 85% for 30 seconds for the lights to turn off.

Battery Status - The batteries can be tested by either using the built-in test switch or by wiring an external test switch in a convenient location. The system automatically recharges the batteries and maintains them at the highest level of charge. If the battery is detected to be not properly charging or retaining its charge, the LED cluster lights automatically flash once every 20 seconds as an indication that battery maintenance is required. When either test switch is pressed, an LED mounted on the box and the external LED cluster lights either illuminate continuously if the battery voltage is acceptable or blink if the battery voltage is not within limits and requires replacement.

Battery Charging - The charging current and battery voltage is monitored continuously. If the current or the voltage are outside of preset limits the battery charging is stopped and light output is energized every 20 seconds to indicate that the battery needs replacing.

Alarm Bell - The integrated 6" diameter low-power 90dB alarm bell is power by the internal battery and is activated with a remote wired switch during either normal power operation or a power outage.

Auxiliary Outputs - The system provides output terminals for the LED cluster lights, and incorporates an additional switched 12VDC output and an isolated SPNO relay contact output for signalling other devices when an emergency condition exists.

VISIT OUR WEB SITE AT : www.artisancontrols.com

Notice: Artisan Controls Corporation assumes no responsibility for customers applications or product design. The information and data contained herein is the sole and exclusive property of Artisan Controls Corporation. Any duplication, misuse, or conversion of this information without the express written consent of Artisan Controls Corporation is illegal and will result in damages including court costs and attorney fees being assessed against the party misusing this property

Tel: 973-598-9400 • Fax: 973-598-9410 • Toll Free: 800-457-4950
Artisan Controls Corporation, 111 Canfield Ave., Bldg B15-18, Randolph, NJ, 07869, USA



Solid State Timers and Controllers

Specifications

Operating Voltage: 115V or 220V AC, 50/60 Hz, specify voltage when ordering. Unit operates from internal 12V DC battery once AC input power is removed.

Internal Battery: 12V DC 4Ah SLA battery, 10hr rate of 3.7Ah, 5hr rate of 3.4Ah

Brownout Sense Voltage: 80-90V (85V nominal), 150-170V (160V nominal) for 220V units.

Recovery Sense Voltage: 90-100V (95V nominal), 170-190V (180V nominal) for 220V units .

Timing Accuracy: 10 seconds $\pm 5\%$ for brownout sensing, 30 seconds $\pm 5\%$ for voltage recovery.

Alarm Bell: 6" diameter 12V DC bell, minimum 90dBA at 10', 60mA nominal current draw. Bell meets or exceeds applicable UL, FM, and OSHA requirements.

Battery Test Switches: One mounted on unit, two terminals provided for remote SPNO test switch. LED mounted on unit shows battery status, on = Ok, blinking = replace.

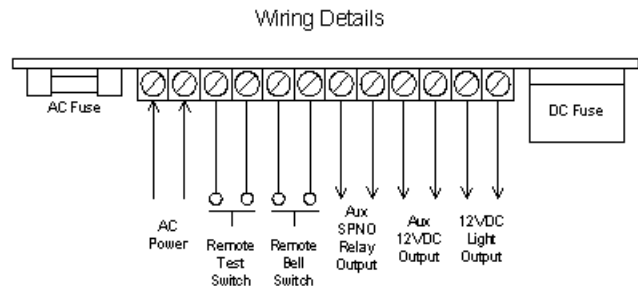
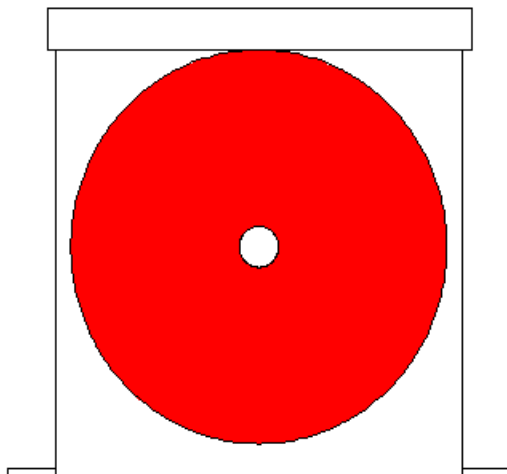
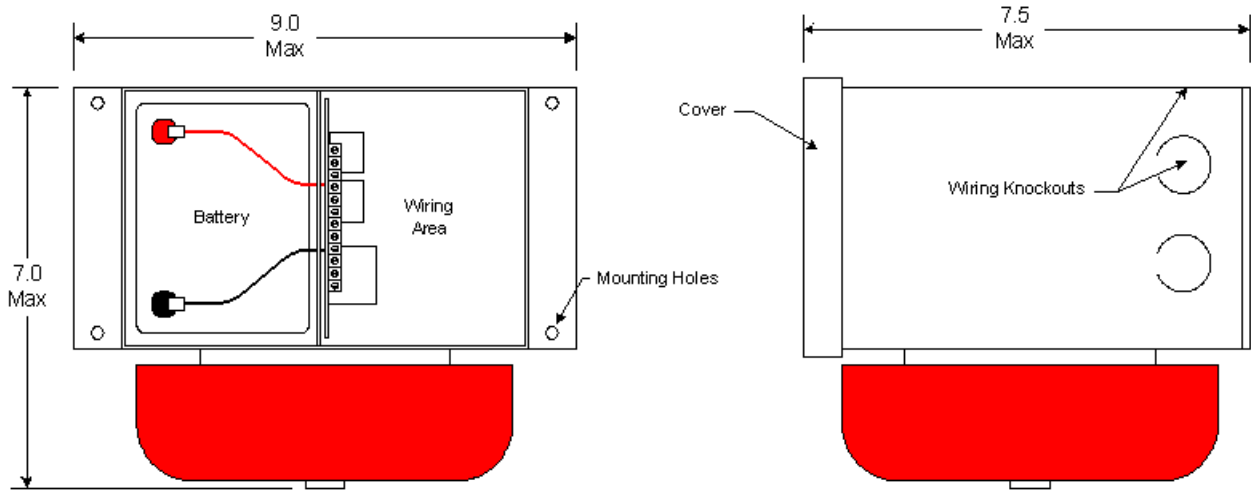
Auxilliary Relay Output: SPNO relay contact output rated for 5A resistive.

Operating Temperature: 0°C to 70°C.

Construction : Control board and battery installed in galvanized steel case with mounting feet and 7/8" electrical wiring knockouts.

Agency Recognition: UL/cUL and CE pending

Data Sheet Revision Date: February 2, 2006.



VISIT OUR WEB SITE AT : www.artisancontrols.com

Notice: Artisan Controls Corporation assumes no responsibility for customers applications or product design. The information and data contained herein is the sole and exclusive property of Artisan Controls Corporation. Any duplication, misuse, or conversion of this information without the express written consent of Artisan Controls Corporation is illegal and will result in damages including court costs and attorney fees being assessed against the party misusing this property

Tel: 973-598-9400 • Fax: 973-598-9410 • Toll Free: 800-457-4950
Artisan Controls Corporation, 111 Canfield Ave., Bldg B15-18, Randolph, NJ, 07869, USA