
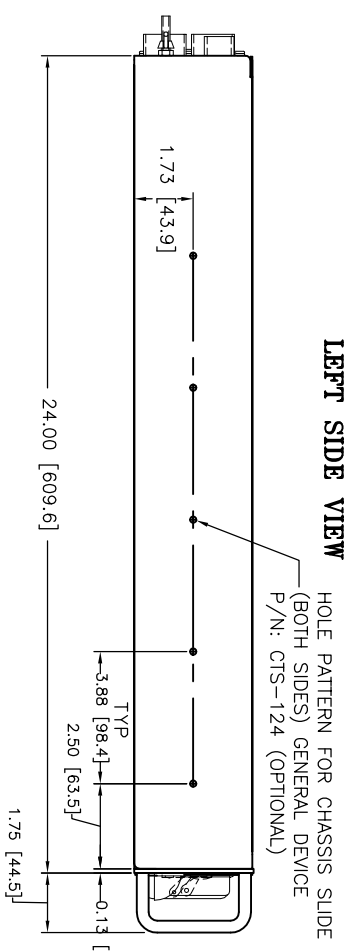


REVISIONS			
LR	DESCRIPTION	BY	APR DATE
A	ADDED METRIC DIMENSIONS	RL	BT 1/05/15



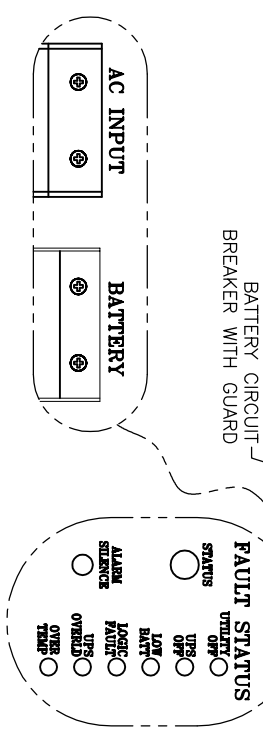
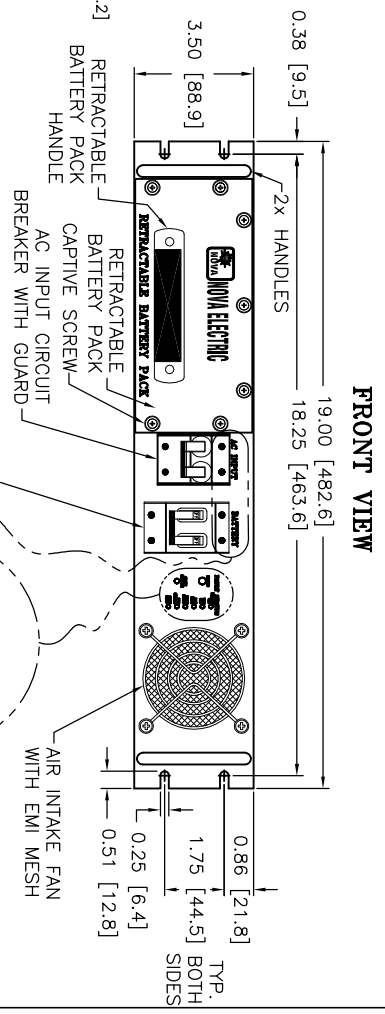
J1 AC INPUT

PIN	DESCRIPTION
A	LINE
B	NEUTRAL
C	GND

J2 AC OUTPUT

PIN	DESCRIPTION
A	LINE
B	NEUTRAL
C	GND

CONNECTORS PIN DESIGNATION



- NOTES:**
1. ALL DIMENSIONS ARE IN INCHES AND MILLIMETERS [mm].
 2. EXTERIOR COLOR ANSI #61 GRAY SEMI-GLOSS. (FRONT PANEL ONLY); OTHER SURFACES YELLOW IRRIDITE.
 3. APPROXIMATE WEIGHT: 55.00 LBS. (APPROX). BASED ON USE OF LEAD ACID BATTERIES.

MR #10329 SQUARE CAP LLC

UNLESS OTHERWISE SPECIFIED, DIMENSIONS ARE IN INCHES. FRACTIONS TO DECIMALS .XX ± .02 .XXX ± .005 ANGLES ± .50°		THIS DRAWING CONTAINS PROPRIETARY INFORMATION AND SHALL NOT BE REPRODUCED WITHOUT THE PERMISSION OF NOVA ELECTRIC.	
MATERIAL:	DATE: 02/03/10	NOVA ELECTRIC	NOVA ELECTRIC
FINISH:	DATE: 02/03/10	100 SCHOOL STREET	BERGENFIELD, N.J. 07621-2915
APPROVED:	DATE: 02/03/10	GRSLPFC11-15K60-120/240A-120-5M-2U-10329	OUTLINE DRAWING
SCALE: 1	SCALE: 1	9810329	REV. A
HTTP://WWW.NOVAELECTRIC.COM	CAGE: 29019	SHEET 1 OF 1	