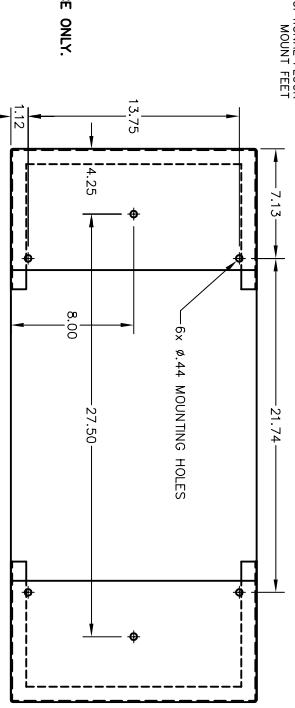
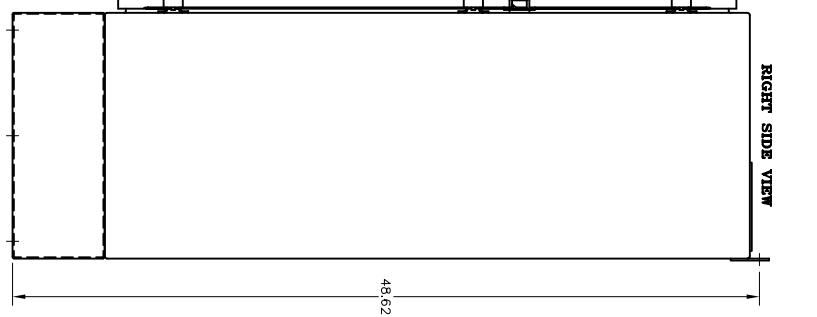
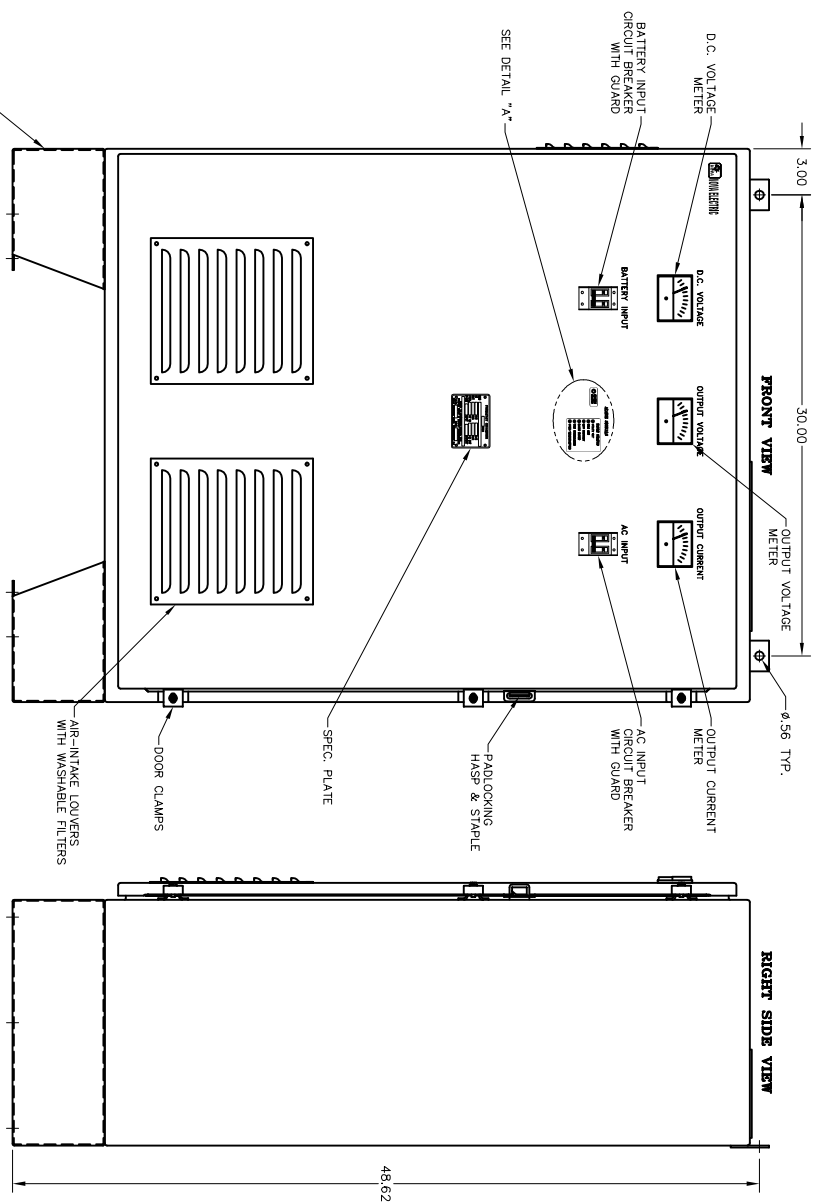
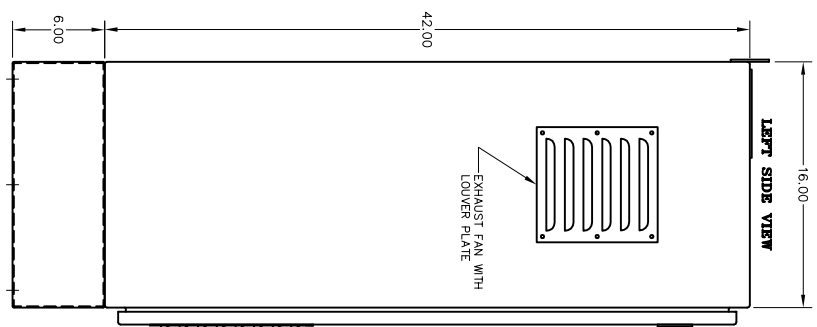
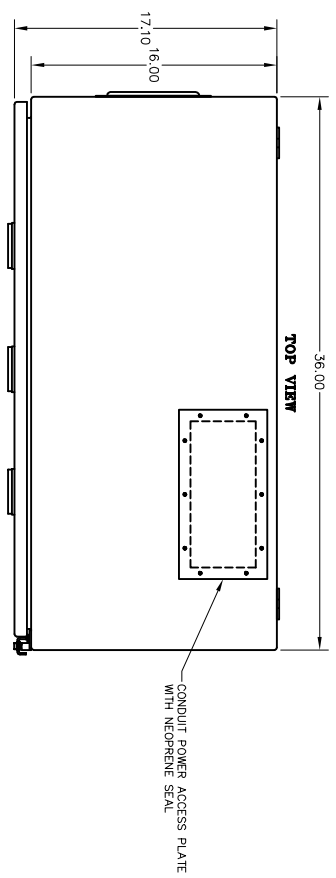
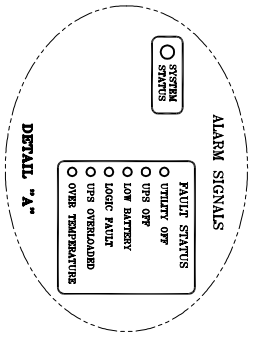


| REVISIONS | | | |
|-----------|-------------|----|------|
| ITR | DESCRIPTION | BY | DATE |
| | | | |
| | | | |



- NOTES:
1. ALL DIMENSIONS ARE IN INCHES, UNLESS OTHERWISE SPECIFIED.
 2. ALL UNDIMENSIONED PICTORIAL CONFIGURATIONS ARE FOR REFERENCE ONLY.
 3. FRONT MARKINGS FOR REFERENCE ONLY.
 4. MODIFY CABINET AS PER DRAWING # T.B.D.
 5. CABINET PAINTED - ANSI #61 GRAY SEMI-GLOSS.
 6. FRONT PANEL SILK-SCREEN IN BLACK EPOXY INK.
 7. CABINET MODEL: HOFFMAN A-423618-LP

ALL DIMENSIONS ARE FROM OUTSIDE.

THIS DRAWING IN DESIGN AND DETAIL IS THE PROPERTY OF NOVVA ELECTRIC INC. AND IS NOT TO BE REPRODUCED OR TRANSMITTED IN ANY FORM OR BY ANY MEANS, ELECTRONIC OR MECHANICAL, INCLUDING PHOTOCOPYING, RECORDING, OR BY ANY INFORMATION RETRIEVAL SYSTEM. ALL RIGHTS OF DESIGN OR INVENTION ARE RESERVED.

NOVVA ELECTRIC
A DIV. OF TECHNOLOGICAL DYNAMICS INC.
BERGENFIELD, N.J. 07821-2915

OUTLINE DRAWING
GHS-SERIES 5-10KVA-UPS
9981046

DATE: 10/12/11
BY: BT
CHECKED: AL
DATE: 10/12/11

DO NOT SCALE

SIZE: C
CAGE: 29019
SHEET: 1 of 1
REV: 1

WWW.NOVVAELECTRIC.COM