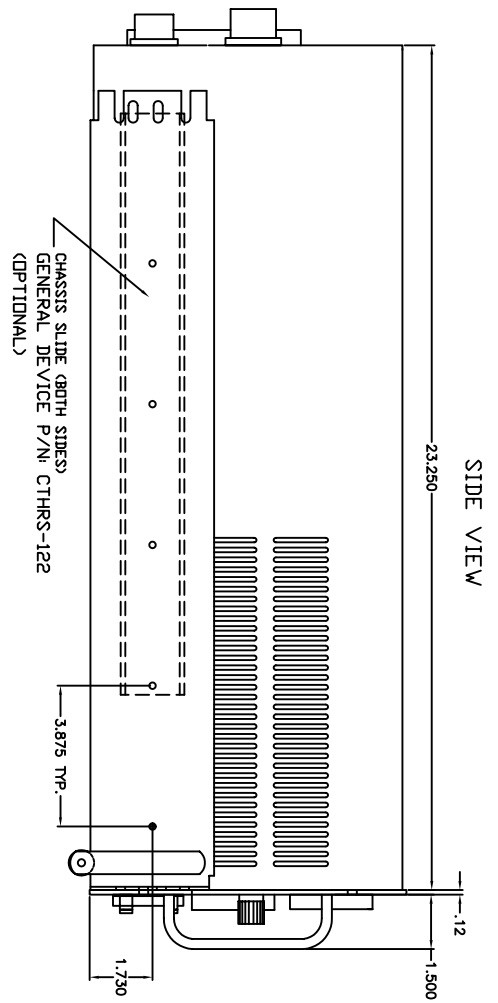
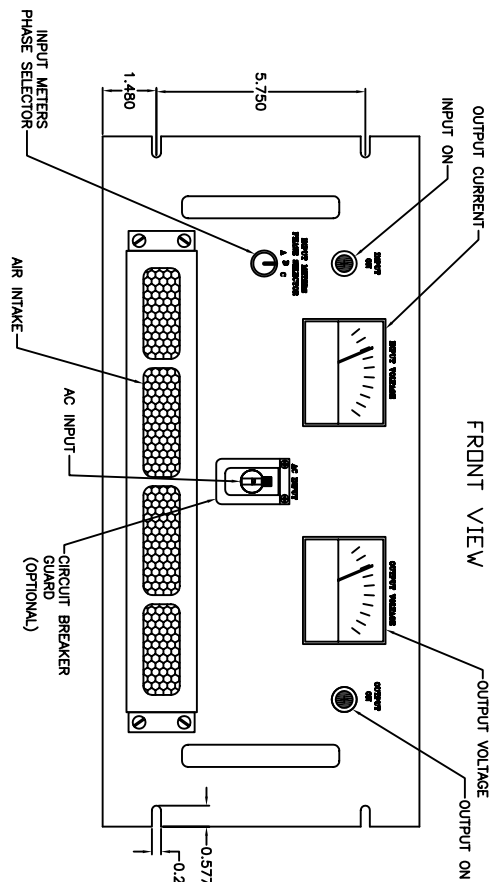


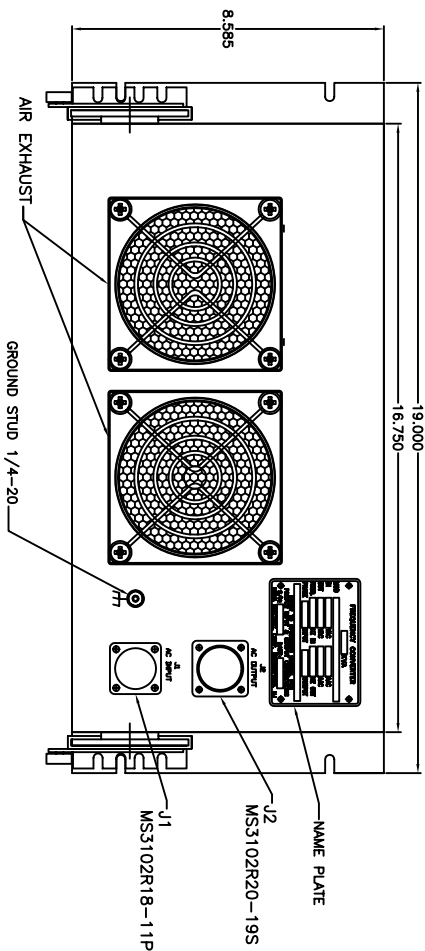
REVISIONS				
LTR	DESCRIPTION	BY	APP	DATE



TOP VIEW



REAR VIEW



- NOTES:**
1. ALL DIMENSIONS ARE IN INCHES.
 2. EXTERIOR COLOR ANSI #61 GRAY SEMI-GLOSS.
 3. RUGGEDIZED.

UNLESS OTHERWISE SPECIFIED, DIMENSIONS ARE IN INCHES. FRACTIONS: 32nds & 16ths ANGLES: 30°-45° 102 31° ± .005 ± .005		THIS DRAWING CONTAINS PROPRIETARY INFORMATION AND IS NOT TO BE REPRODUCED OR COPIED WITHOUT THE PERMISSION OF NOVIA ELECTRIC.	
MATERIAL	FINISH	DATE	REV.
-	-	10/20/04	1
TITLE: DUTLINE DWG		DATE	REV.
V.I.		10/20/04	1
CHECKED		10/20/04	1
APPROVED		10/20/04	1
SCALE: 1/1		QAGE: 28019	SHEET: 1 OF 1
<p>NOVIA ELECTRIC A DIV. OF NOVIA ELECTRIC CORP. 100 SCHOOL STREET BERGENFIELD, N.J. 07621-2915</p> <p>980983</p> <p>HTTP://WWW.NOVAELECTRIC.COM</p>			