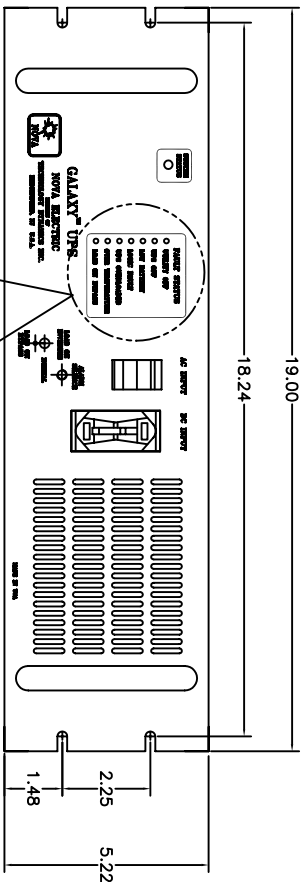
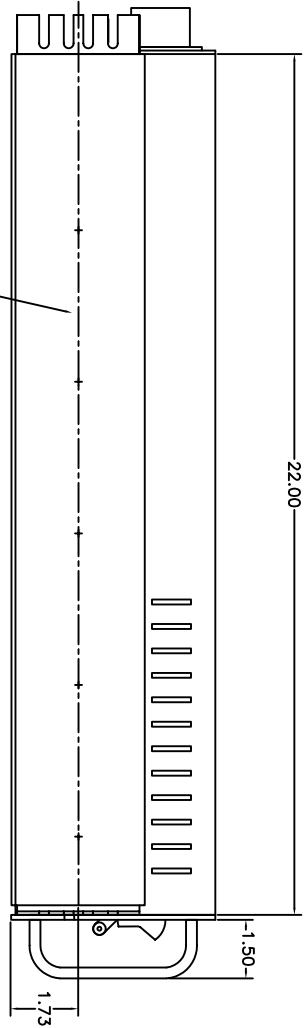


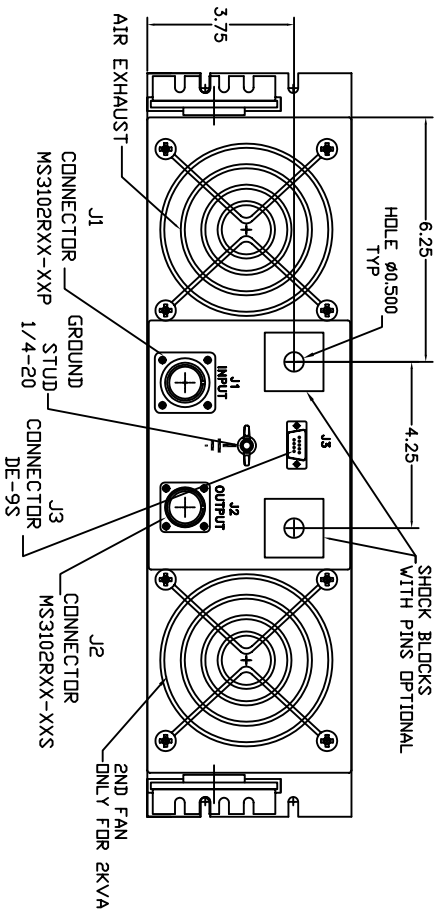
CHASSIS SLIDE (BOTH SIDES)
GENERAL DEVICE P/N: CTS-120
(OPTIONAL)



WARNING: FOR CONTINUED PROTECTION AGAINST RISK OF FIRE
REPLACE FUSES WITH SAME TYPE AND RATING.
WARNING: NO USER SERVICEABLE PARTS INSIDE, REFER SERVICING
TO QUALIFIED PERSONNEL ONLY.
WARNING: USE ONLY BATTERY POWERED OR UNGROUNDED TEST
EQUIPMENT WHEN SERVICING THIS EQUIPMENT.
CAUTION: INTENDED FOR USE IN A PROTECTED ENVIRONMENT.
SEE MANUAL FOR DETAILS



REAR VIEW



- NOTES:
1. ALL DIMENSIONS ARE IN INCHES.
 2. EXTERIOR COLOR ANSI #61 GRAY SEMI-GLOSS.
 3. APPROXIMATE WEIGHT: 90 TO 110 LBS.
 4. RUGGEDIZED (OPTIONAL).

UNLESS OTHERWISE SPECIFIED, DIMENSIONS ARE IN INCHES		THIS DRAWING CONTAINS PROPRIETARY INFORMATION AND MAY NOT BE REPRODUCED OR TRANSMITTED IN ANY FORM OR BY ANY MEANS, ELECTRONIC OR MECHANICAL, INCLUDING PHOTOCOPYING, RECORDING, OR BY ANY INFORMATION STORAGE AND RETRIEVAL SYSTEM.		NOVA ELECTRIC A DIV. OF TECHNOLOGY DRIVES INC. BERGENFIELD, N.J. 07621-2915	
DATE	10/12/04	DATE	10/12/04	TITLE:	OUTLINE DRAWING
DESIGNED BY	J.L.	CHECKED BY	J.L.	SIZE	D
APPROVED BY	J.L.	DATE	10/12/04	SCALE	1/1
PARTS LIST			REV. A		
1-2KVA UPS WITH OPT. SHOCK BLOCKS			980974		
DRAWING NO. 2004-005			CAGE: 28019		
REV. 1			SHEET 1 OF 1		
HTTP://WWW.NOVAELECTRIC.COM					

REVISIONS		BY	APP	DATE
SYM	DESCRIPTION	VT	JL	10/13/04
A	UPDATED			