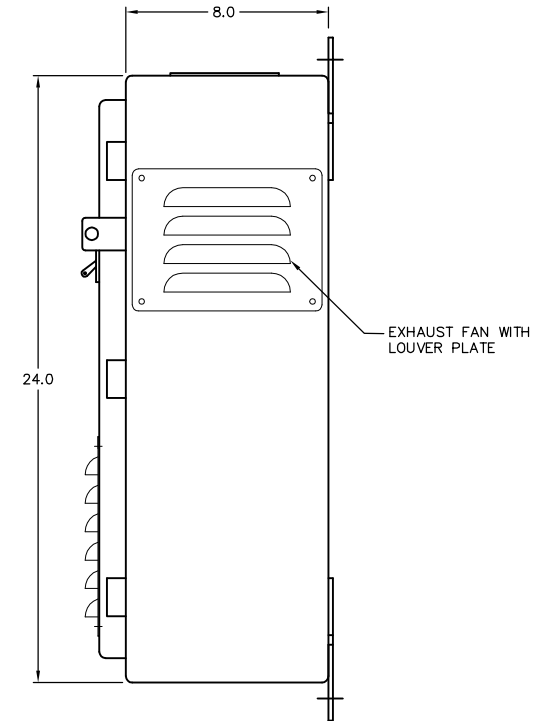
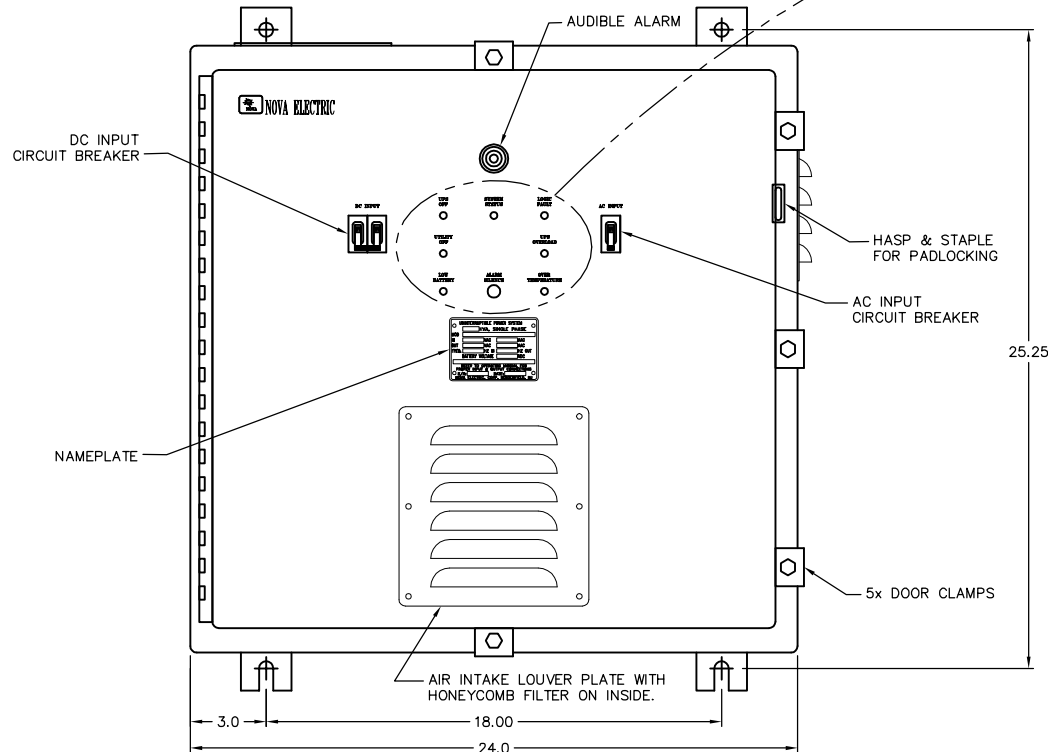
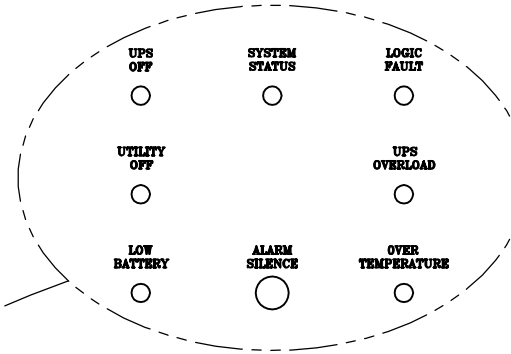
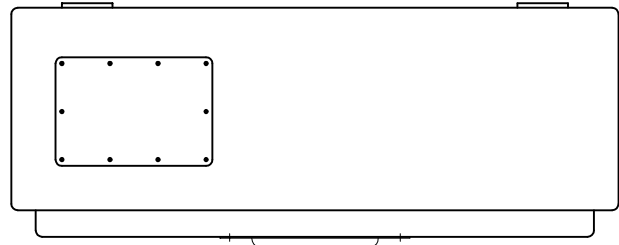


REVISIONS				
LTR	DESCRIPTION	BY	APR	DATE
-	-	-	-	-
-	-	-	-	-



NOTES:

1. ALL DIMENSIONS ARE IN INCHES, UNLESS OTHERWISE SPECIFIED.
2. ALL UNDIMENSIONED PICTORIAL CONFIGURATIONS ARE FOR REFERENCE ONLY.
3. FRONT AND TOP MARKINGS FOR REFERENCE ONLY.
4. PRIME & PAINT CABINET OUTSIDE ONLY - ANSI #61 GRAY SEMI-GLOSS.
5. FRONT PANEL SILK-SCREEN IN COLOR: BLACK EPOXY INK.
6. SHOCKS OR VIBRATION MOUNTS OPTIONAL.
7. FLOOR MOUNTS LEGS OPTIONAL.
8. NEMA 4X PROTECTION OPTIONAL.

THIS DRAWING IN DESIGN AND DETAIL IS NOVA ELECTRIC PROPERTY AND MUST NOT BE USED EXCEPT IN CONNECTION WITH OUR WORK. ALL RIGHTS OF DESIGN OR INVENTION ARE RESERVED.		THIRD ANGLE PROJECTION 		NOVA ELECTRIC A DIV. OF TECHNOLOGY DYNAMICS INC. 100 SCHOOL STREET BERGENFIELD, N.J. 07621-2915
DRAWN RL	DATE 9/26/11	OUTLINE DRAWING		
CHECKED BT	DATE 9/26/11	GHSL11-SERIES 1-2 KVA UPS		
TOLERANCES UNLESS OTHERWISE SPECIFIED .XX = ± .02 .XXX = ± .005 ANGLE = ± 1/2° UNLESS OTHERWISE NOTED	DIMENSIONS IN INCHES	APPROVED AL	DATE 9/26/11	SIZE C
WWW.NOVAELECTRIC.COM		DO NOT SCALE	CAGE: 29019	SHEET: 1 of 1 REV.