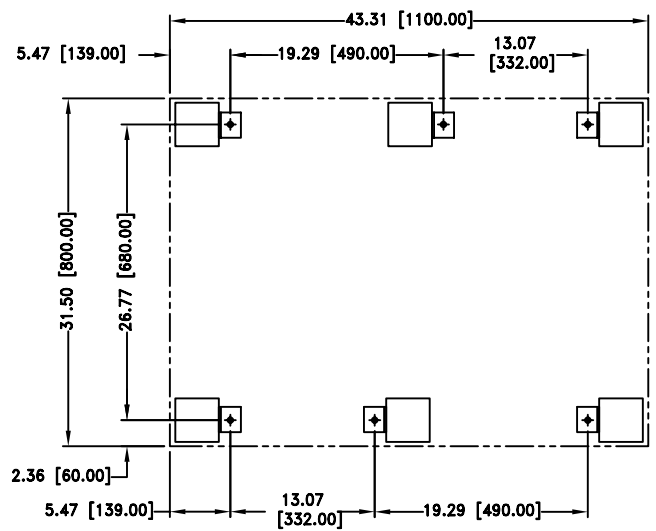
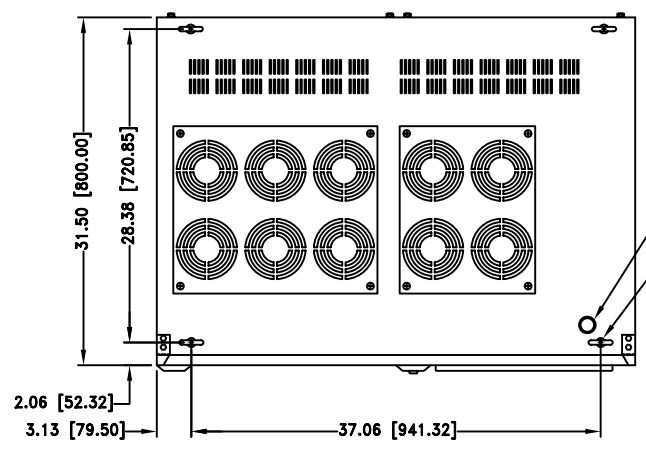


SYM	DESCRIPTION	BY	APP	DATE
-	-	-	-	-

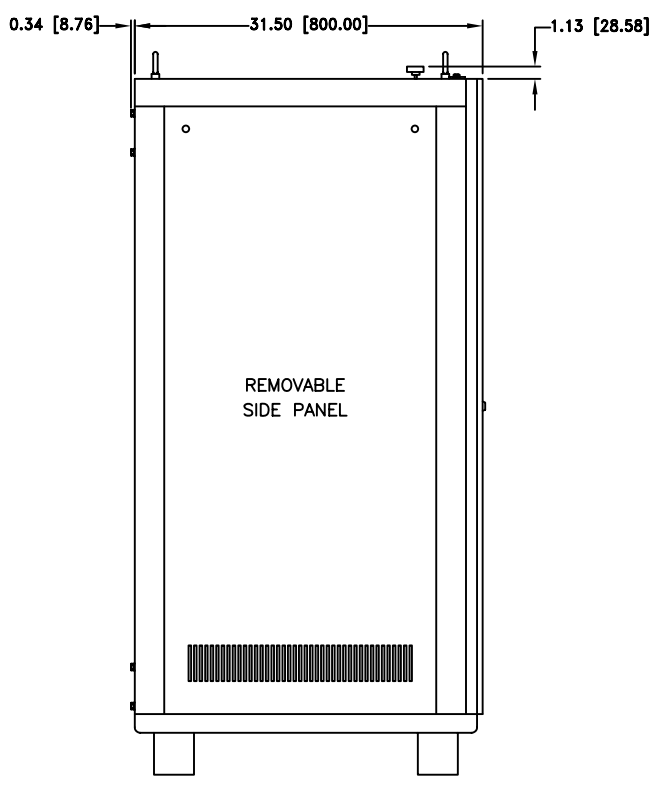


FOOT AND TIE DOWN BRACKET HOLE PATTERN

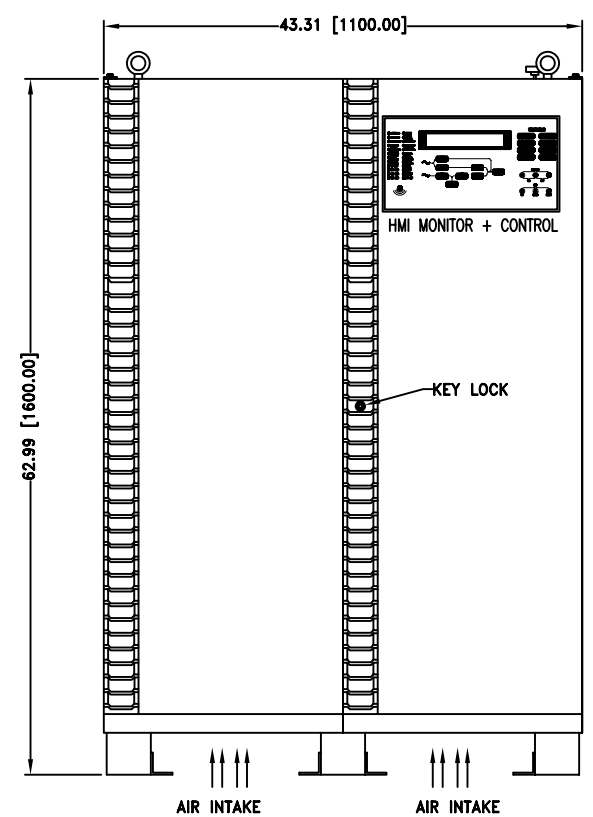


TOP VIEW

EPO SWITCH (OPTIONAL)
EYE BOLTS (REMOVABLE)



LEFT SIDE VIEW



FRONT VIEW

- NOTE:
1. ALL DIMENSIONS ARE IN INCHES (MILLIMETERS).
 2. AIR INTAKE AND IN/OUT CABLES FROM THE BOTTOM.
 3. COATING POWDER: 0.3MM THICK.
COLOR: PANTONE COOL GREY #5.
 4. FRONT AND REAR MARKING FOR REFERENCE ONLY.

THIS DRAWING CONTAINS PROPRIETARY INFORMATION AND AND MAY NOT BE REPRODUCED WITHOUT THE PERMISSION OF NOVA ELECTRIC.		NOVA ELECTRIC A DIV. OF TECHNOLOGY DYNAMICS INC. 100 SCHOOL STREET BERGENFIELD, N.J. 07621-2915	
DRAWN RL 01/22/09		DATE 01/22/09	
CHECKED B.T. 01/22/09		DATE 01/22/09	
APPROVED A.L. 01/22/09		DATE 01/22/09	
TITLE: JUPITER 44" W CABINET		SIZE: 9981004	
REV.:		-	
HTTP://WWW.NOVAELECTRIC.COM SCALE: CAGE: 29019 SHEET 1 OF 1			