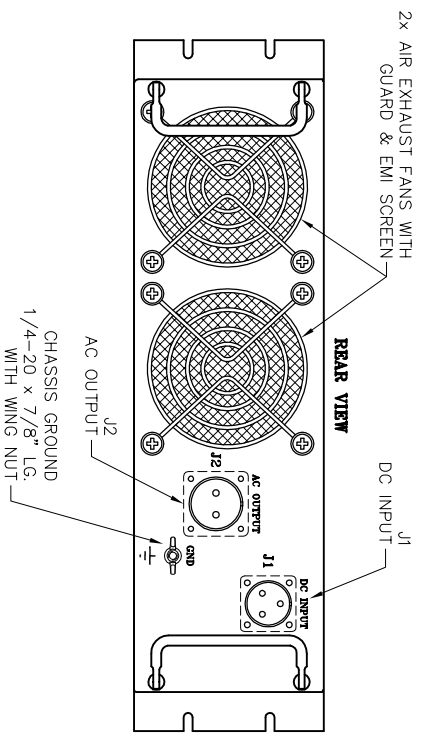
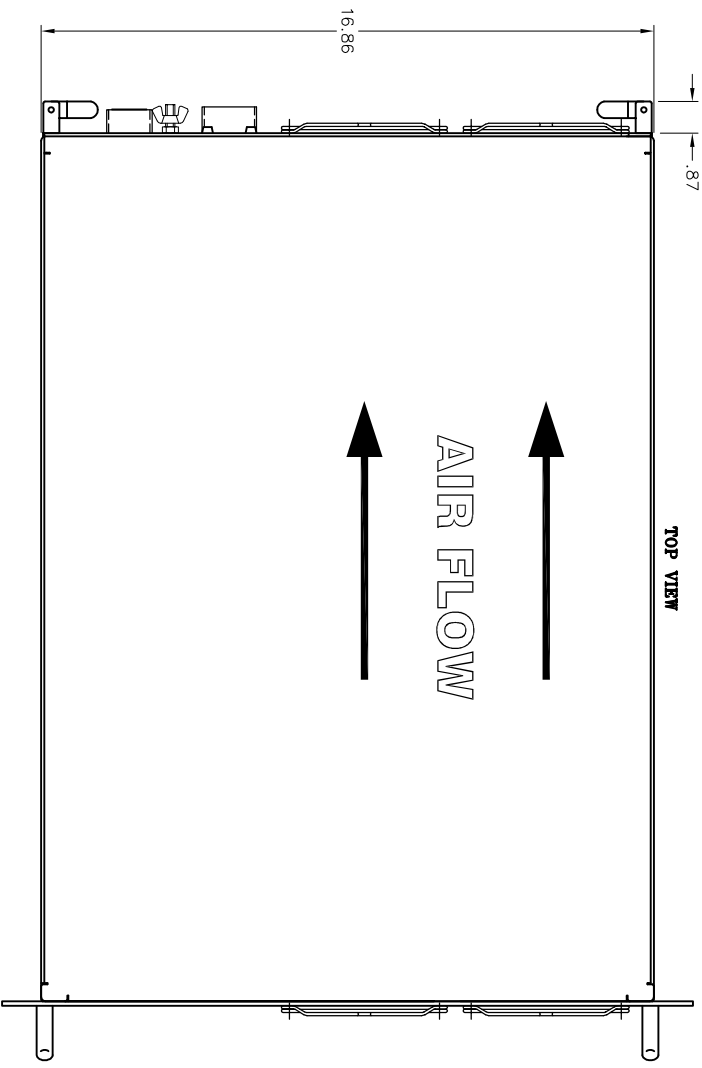
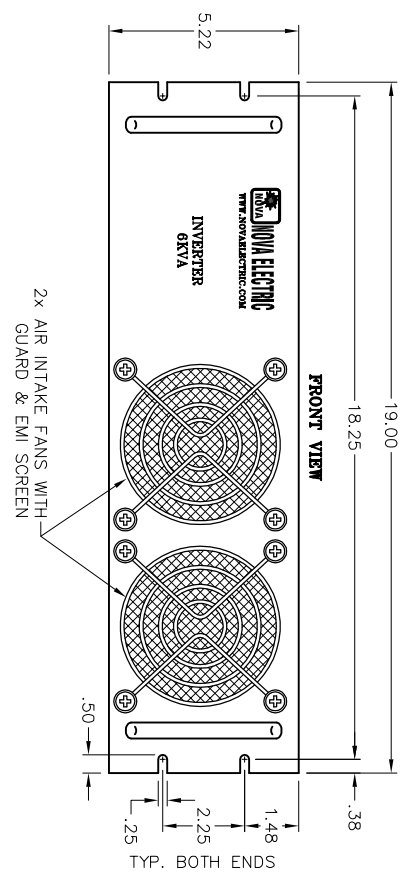
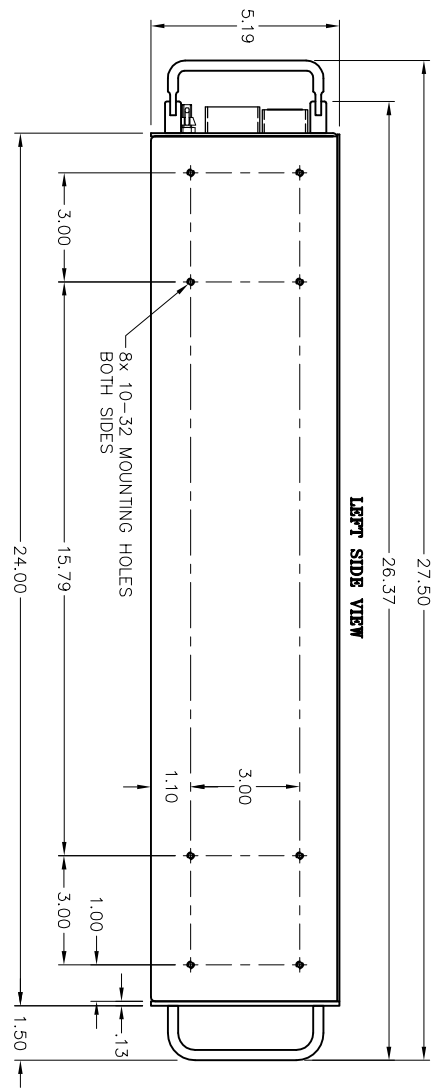


REVISIONS			
LR	DESCRIPTION	BY	DATE
-	-	-	-
-	-	-	-
-	-	-	-



- NOTES:
1. ALL DIMENSIONS ARE IN INCHES, UNLESS OTHERWISE SPECIFIED.
 2. ALL UNDIMENSIONED PICTORIAL CONFIGURATIONS ARE FOR REFERENCE ONLY.
 3. FRONT PANEL PAINTED ANSI #61 GRAY.
 4. ALL FABRICATED PARTS ARE YELLOW IRRIDITED ALUMINIUM.
 5. UNIT THROUGHLY RUGGEDIZED.

CONNECTOR PIN DESIGNATIONS

J1 DC INPUT		J2 AC OUTPUT	
A	POSITIVE (+)	A	LINE
B	NEGATIVE (-)	B	NEUTRAL
C	GROUND		

THIS DRAWING IS DESIGN AND DETAIL PROPERTY OF NOVA ELECTRIC. NOVA ELECTRIC ASSUMES NO RESPONSIBILITY FOR CONNECTIONS WITH OUR WORK. ALL RIGHTS OF DESIGN OR INVENTION ARE RESERVED.

NOVA ELECTRIC
100 SCHOOL STREET
BERGENFIELD, N.J. 07621-2915

DATE: 06/19/12
BY: BT
CHECKED: AL
DATE: 06/19/12

OUTLINE DRAWING
9981051
G1270VDC 3U INVERTER

SCALE: 1/4" = 1"

SIZE: C

DO NOT SCALE

DATE: 06/19/12

BY: BT

CAGE: 28019

SHEET: 1 OF 1

REV: -