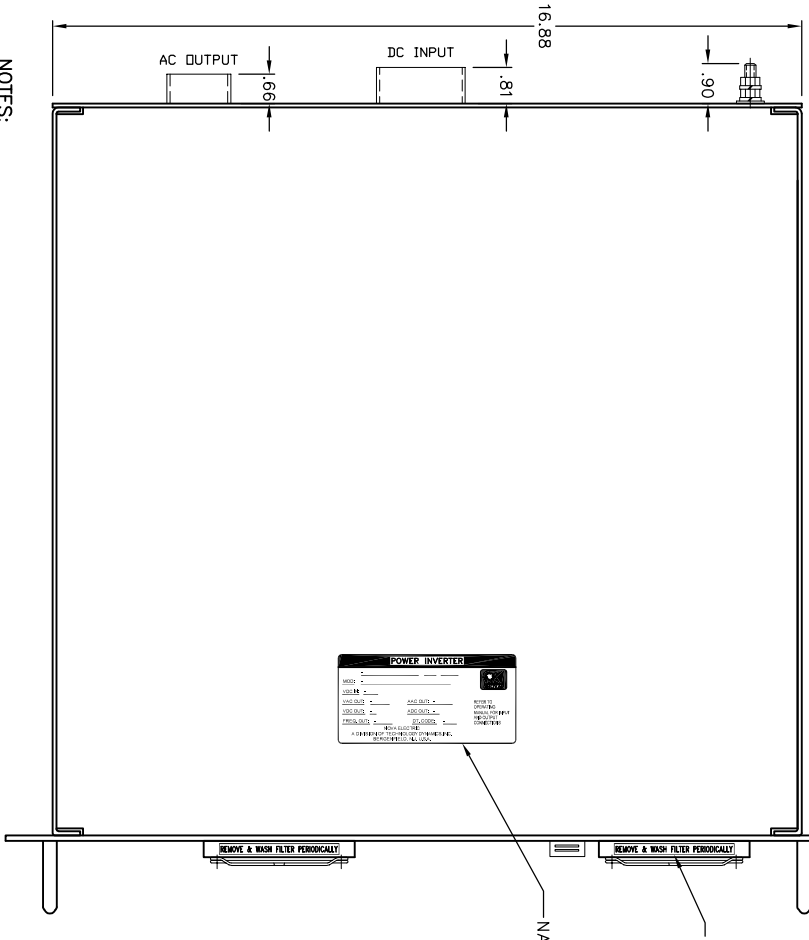
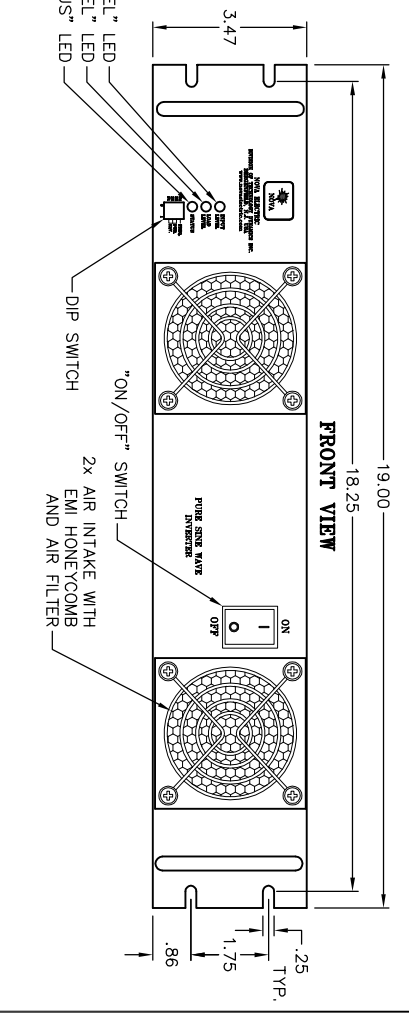
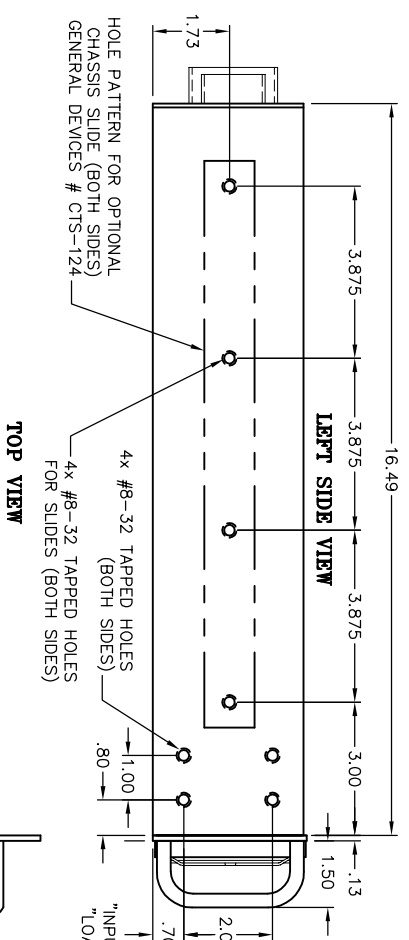


REVISIONS			
TR	DESCRIPTION	BY	DATE



TYPICAL CONNECTORS PIN DESIGNATION

J1 DC INPUT

PIN	DESCRIPTION
A	DC +
B	DC +
C	DC -
D	DC -

J2 AC OUTPUT

PIN	DESCRIPTION
A	LINE
B	NEUTRAL
C	GROUND

THIS DRAWING IN DESIGN AND DETAIL IS THE PROPERTY OF NOVA ELECTRIC. IT IS TO BE USED ONLY IN CONNECTION WITH OUR WORK. ALL RIGHTS OF DESIGN OR INVENTION ARE RESERVED. TOLERANCES UNLESS OTHERWISE SPECIFIED: .005" ± .002" DIMENSIONS IN INCHES UNLESS OTHERWISE NOTED. NAME: 3 1/2" UNLESS OTHERWISE NOTED. WWW.NOVAELECTRIC.COM

NOVA ELECTRIC  
A DIV. OF TECHNOLOGY DRIVES INC.  
BERGENFIELD, NJ, 07821-2915

3RD ANGLE PROJECTION

TR	DATE	BY
	9/21/11	
	9/21/11	

ORDERED BY: 9/21/11  
APPROVED BY: 9/21/11

OUTLINE DRAWING, INVERTER  
RCGL DC-AC INVERTER

9981043

DO NOT SCALE SIZE CAGE: 29019 SHEET: 1 of 1 REV.

- NOTES:
1. ALL DIMENSIONS ARE IN INCHES, UNLESS OTHERWISE SPECIFIED.
  2. ALL UNDIMENSIONED PICTORIAL CONFIGURATIONS ARE FOR REFERENCE ONLY.
  3. FRONT AND TOP MARKINGS FOR REFERENCE ONLY.
  4. FRONT PANEL PAINTED - ANSI #61 GRAY SEMI-GLOSS.
  5. ALL OTHER SURFACES ARE YELLOW IRRIDITED ALUMINUM.
  6. FRONT PANEL SILK-SCREEN IN BLACK EPOXY INK.
  7. WEIGHT: 29 POUNDS EXCLUDING SLIDES.