

Output Specifications:

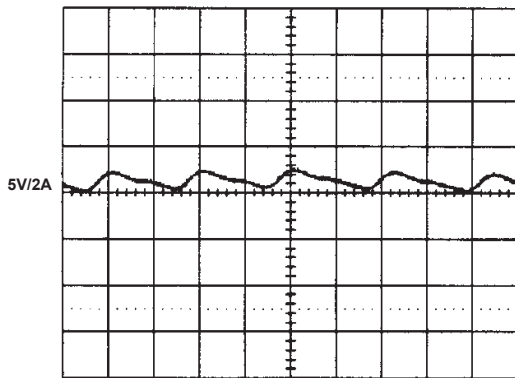
MODEL NO.	OUTPUT RAIL	LOAD				VOLTAGE ACCURACY	RIPPLE NOISE	LINE REG.	LOAD REG.
		MIN.	RATED	MAX.	PEAK				
SNP-A026 SNP-A026-3	+5V	0A	2A		3A	+4.75V~+5.25V	50mVpp	±1%	±4%
SNP-A02C SNP-A02C-3	+9V	0A	1.8A		2.5A	+8.55V~+9.45V	80mVpp	±1%	±3%
SNP-A027 SNP-A027-3	+12V	0A	1.3A		2A	+11.40V~+12.60V	80mVpp	±1%	±2%
SNP-A028 SNP-A028-3	+15V	0A	1A		1.6A	+14.25V~+15.75V	80mVpp	±1%	±1%
SNP-A029 SNP-A029-3	+24V	0A	0.7A		1A	+22.80V~+25.20V	80mVpp	±1%	±1%
SNP-A02T SNP-A02T-3	+48V	0A	0.35A		0.5A	+45.60V~+50.40V	400mVpp	±1%	±1%

Note:

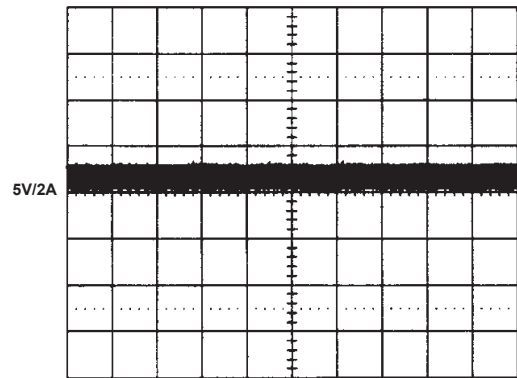
- Output can provide up to peak load when the power supply starts up. Continuous staying in more than rated load is not allowed.
- At factory, in 60% rated load condition, each output is checked to be within voltage accuracy.
- Line regulation is defined by changing ±10% of input voltage from nominal line at rated load.
- Load regulation is defined by changing ±40% of measured output load from 60% rated load.
- Ripple & noise is measured by using 15MHz bandwidth limited oscilloscope and terminated each output with a 0.47uF capacitor at rated load and nominal line.
- Hold up time is measured from the end of the last charging pulse to the time which the main output drops down to low limit of main output at rated load and nominal line.
- Efficiency is measured at rated load, and nominal line.
- Model Selection:
SNP-A02x is for Class II, ITE application.
SNP-A02x-3 is for Class I, ITE application.

Performance for SNP-A026:

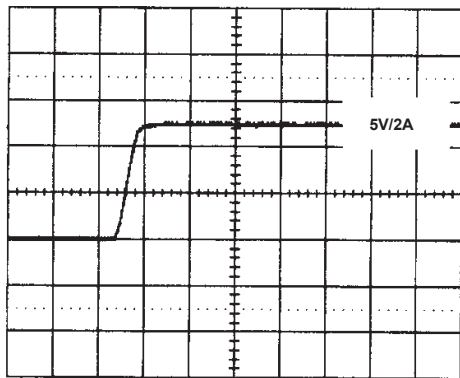
1. Switching frequency ripple



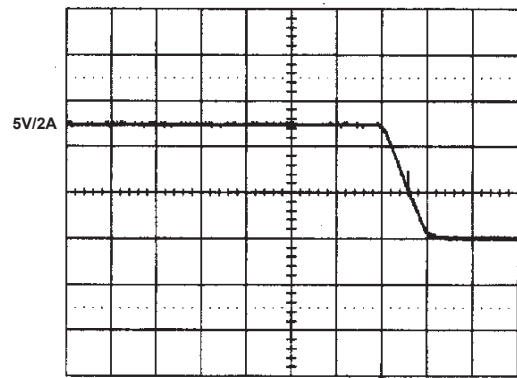
2. Line frequency ripple



3. Output turn on wave form

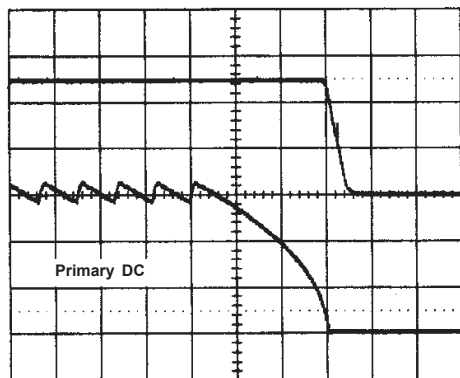


4. Output turn off wave form

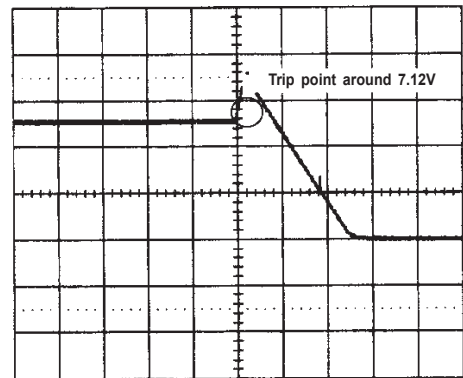


2.00V/div, 5ms/div

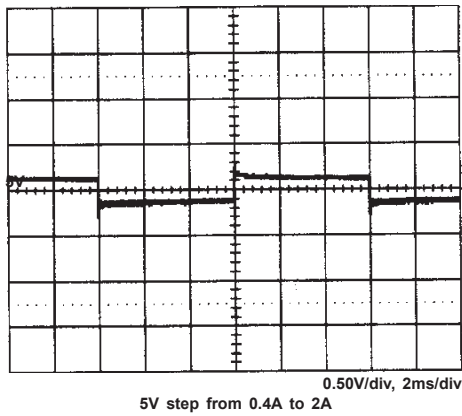
5. Hold-up time



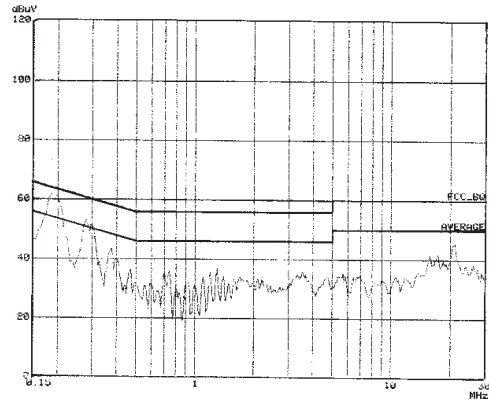
6. Over voltage protection



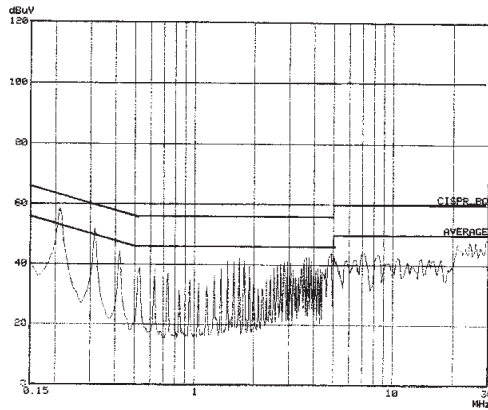
7. +5V step response



8. FCC B



9. EN 55022 B



10. Power derating curve

