



## Output Specifications:

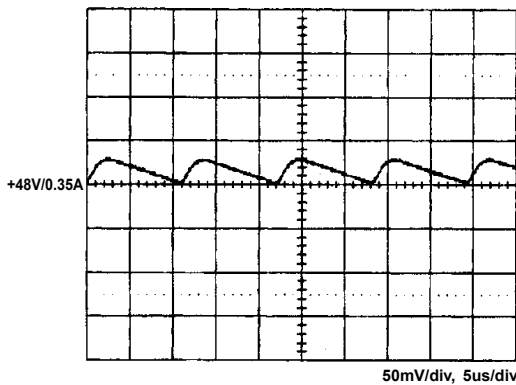
MODEL NO.	OUTPUT RAIL	LOAD				VOLTAGE ACCURACY	RIPPLE NOISE	LINE REG.	LOAD REG.
		MIN.	RATED	MAX.	PEAK				
SNP-POE7	+12V	0A	0.35A			+11.4V~+12.6V	100mVpp	±1%	±1%
SNP-POE9	+24V	0A	0.35A			+22.8V~+25.2V	100mVpp	±1%	±1%
SNP-POET	+48V	0A	0.35A			+45.6V~+50.4V	200mVpp	±1%	±1%

### Note:

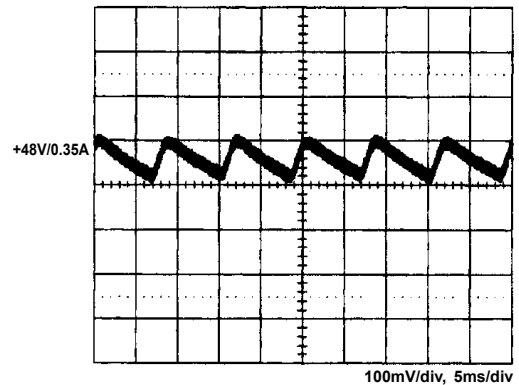
1. Output can provide up to peak load when the power supply starts up. Continuous staying in more than rated load is not allowed.
2. At factory, in 60% rated load condition, each output is checked to be within voltage accuracy.
3. Line regulation is defined by changing ±10% of input voltage from nominal line at rated load.
4. Load regulation is defined by changing ±40% of measured output load from 60% rated load.
5. Ripple & noise is measured by using 15MHz bandwidth limited oscilloscope and terminated each output with a 0.47uF capacitor at rated load and nominal line.
6. Hold up time is measured from the end of the last charging pulse to the time which the main output drops down to low limit of main output at rated load and nominal line.
7. Efficiency is measured at rated load, and nominal line.

## Performance for SNP-POET:

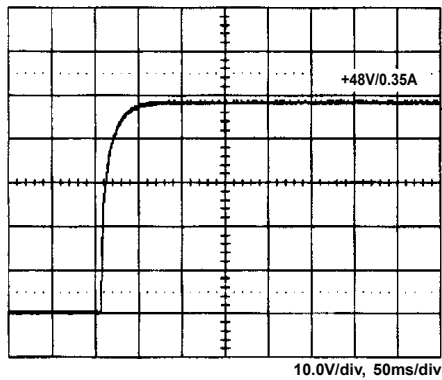
### 1. Switching frequency ripple



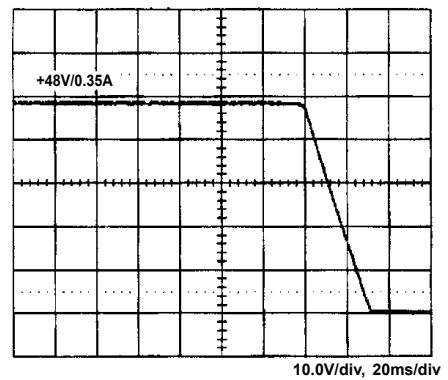
### 2. Line frequency ripple



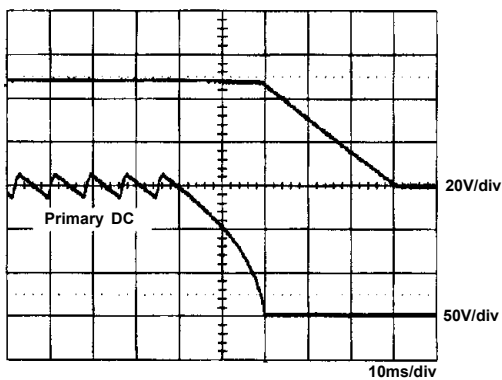
### 3. Output turn on wave form



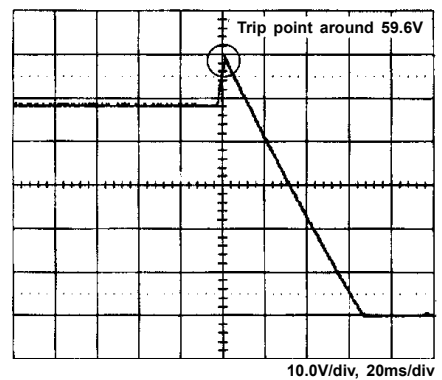
### 4. Output turn off wave form



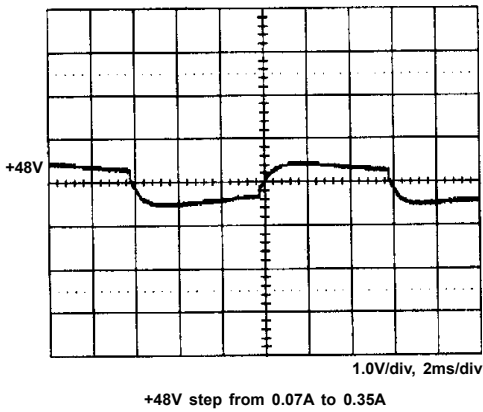
### 5. Hold-up time



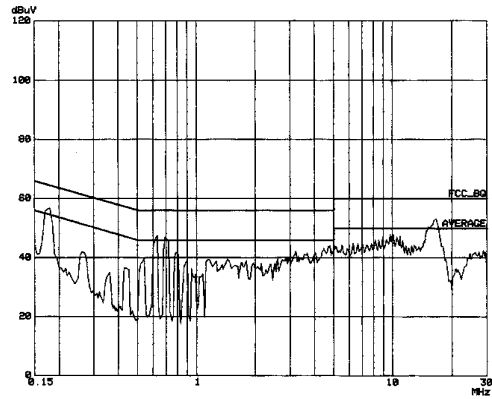
### 6. Over voltage protection



### 7. +48V step response



### 8. FCC B



### 9. CISPR 22 B

