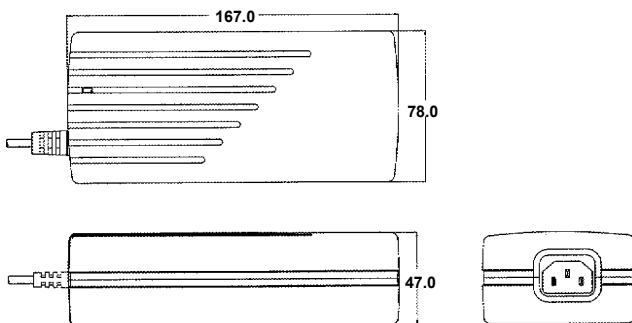




General Specifications:

Input voltage 90 VAC to 264 VAC
 Input frequency 47 Hz to 63 Hz
 Inrush current < 35A at 115VAC
 (cold start at 25°C) or < 70A at 230VAC
 Efficiency 85%~90% depends on the models
 Holdup time..... > 22 ms
 at rated load and 115VAC
 Average efficiency > 87% at 25%, 50%, 75%, 100%
 of rated load and 115VAC/230VAC input
 No-load input power < 0.5W at 230VAC input
 Energy saving energy star version 2.0 level V
 Over voltage protection latch off

Mechanical Specifications:



Features:

- External Desktop Adaptor
- With ITE & Medical safety
- Built-in active PFC
- No load input power < 0.5W
- Energy Star V2.0 level V

Applications:

- For patient contact medical device such as Breath Machine.
- For power saving required system such as LCD Monitor.

Short circuit protection..... auto recovery
 Over load protection auto recovery
 DC OK indicator green LED
 Operating temperature 0°C to 40°C
 Cooling free air convection
 Storage temperature -20°C to +85°C
 EMI FCC class "B"
 CISPR22 level "B"
 Harmonics EN61000-3-2 class D
 EMS EN61000-4-2, -3, -4, -5, -6, -8-11
 Safety UL60950-1 : (cULus)
 EN 60950-1 : 2006 +A11 (TUV)
 ANSI/AAMI ES60601-1 : 2005 (cULus)
 EN 60601-1 : 2006 (TUV)

Notes:

1. Dimensions shown in mm (inch) as left. Tolerance: ±1 mm (Excluding cables).
2. Size:
78.0 x 167.0 x 47.0 (mm)
3. Packing:
Net weight: 636 g approx. / unit
Gross weight: 13 kg approx. / carton, 16 units / carton
Carton size (mm): 533 (L) x 326 (W) x 327 (H)
4. Connectors:
AC input : IEC 320 Inlet C14 (Class I)
DC output : 4 pin Hosiden equivalent plug

PIN	POLARITY
1	+V
3	RTN
4	RTN
2	+V
EARTH	

5. Note: Other type available by customer requested
5. Output cable length: 90 ~ 150 cm
6. DC OK LED: Green light on top of box
7. Box color: Black

Output Specifications:

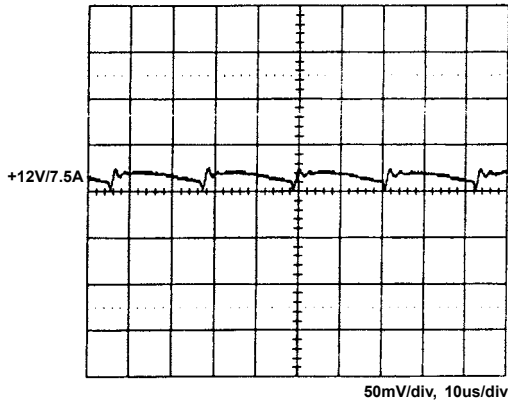
MODEL NO.	OUTPUT RAIL	LOAD				VOLTAGE ACCURACY	RIPPLE NOISE	LINE REG.	LOAD REG.	EFFICIENCY TYPICAL
		MIN	RATED	MAX.	PEAK					
SNP-A107	+12V	0A	7.5A		9A	+11.40V~+12.60V	100mVpp	±0.5%	±3%	87%
SNP-A108	+15V	0A	6A		7.2A	+14.25V~+15.75V	100mVpp	±0.5%	±3%	87%
SNP-A105	+18V	0A	5A		0A	+17.1V~+18.9V	100mVpp	±0.5%	3%	87%
SNP-A109	+24V	0A	3.8A		5A	+22.80V~+25.20V	100mVpp	±0.5%	±3%	87%
SNP-A10T	+48V	0A	2A		2.4A	+45.60V~+50.40V	200mVpp	±0.5%	±3%	87%

Note:

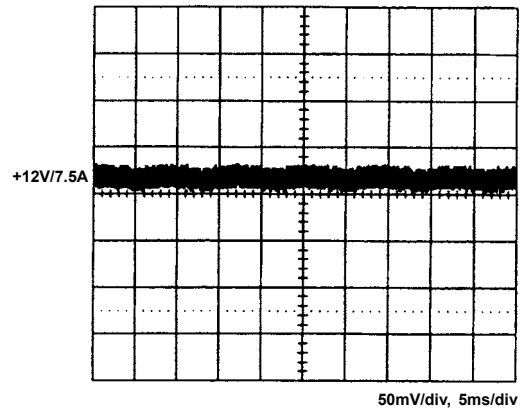
1. At peak load, the output can last for 10 seconds without shut down.
2. At factory, in 60% rated load condition, each output is checked to be within voltage accuracy.
3. Line regulation is defined by changing ±10% of input voltage from nominal line at rated load.
4. Load regulation is defined by changing ±40% of measured output load from 60% rated load.
5. Ripple & noise is measured by using 20MHz bandwidth limited oscilloscope and terminated each output with a 0.47uF + 47uF capacitor at rated load and nominal line.
6. Hold up time is measured from the end of the last charging pulse to the time which the main output drops down to low limit of main output at rated load and nominal line.
7. Efficiency is measured at rated load, and nominal line.

Performance for SNP-A107 (input voltage is 115VAC, unless others specified):

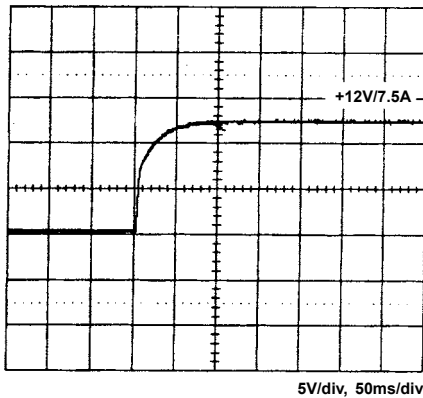
1. Switching frequency ripple



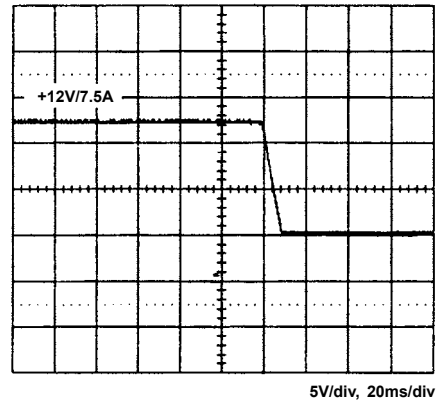
2. Line frequency ripple



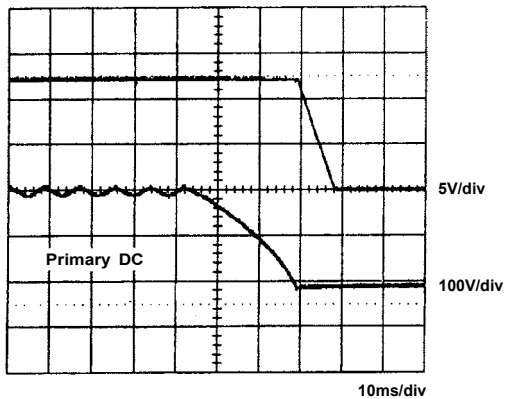
3. Output turn on wave form



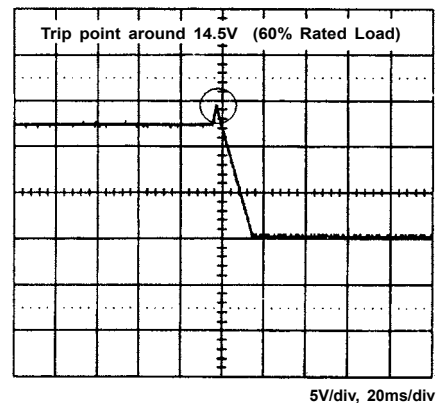
4. Output turn off wave form



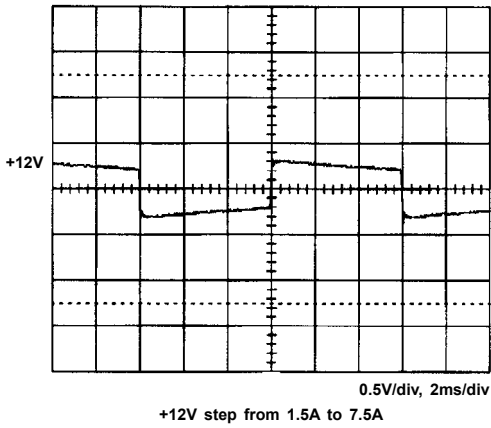
5. Hold up time



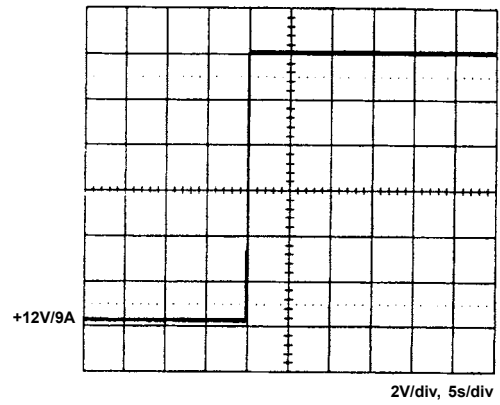
6. Over voltage protection



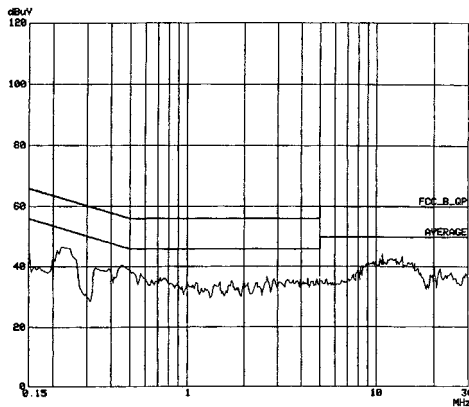
7. +12V step response



8. Peak load



9. FCC B



10. EN 55011 B

