



65 x 135 x 40 (mm)

Features:

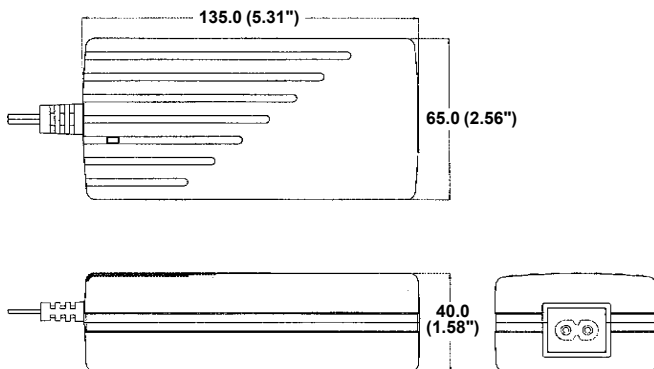
- Design for BF application
- Meet 2 X MOPP and Touch Current < 100uA
- Safety Class II & EMI Class B
- Level VI Eco-design
- High mechanical torque start-up
- -20°C to +60°C operating temperature
- 5,000m operation altitude
- Rated load at 40°C ambient
- Max. load at 30°C ambient

General Specifications:

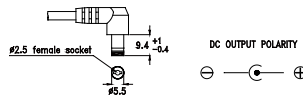

Input voltage 90 VAC to 264 VAC
 Input frequency 47 Hz to 63 Hz
 Inrush current < 80A at 230VAC
 Average efficiency > 89% at 25%, 50%, 75%, 100%
 of rated load and 115Vac/230Vac input
 No-load input power < 0.15W
 Hold up time 16ms typical
 Over load/Short circuit protection auto recovery
 Over voltage protection latch of
 Operating temperature -20°C to 60°C
 derating: 2.5% / °C > 40°C

Storage temperature -20°C to +85°C
 EMI FCC class "B"
 CISPR 22 level "B"
 Harmonics..... EN61000-3-2, class A
 EMS..... EN61000-4-2,-3,-4,-5,-6,-8,-11
 Safety UL60601-1, UL60950-1
 CSA C22.2 No. 60950-1(cUL)
 TUV EN60601-1, EN60950-1
 Energy Saving EC Code of Conduct
 for EPS Version (Tier 2)

Mechanical Specifications:



Notes:

1. Size:
65 x 135 x 40 (mm)
2. Output connectors:

3. Input Socket:

4. Cable length is 1.5m approx.
5. Power ON indication LED is on top of Box.
6. Box Color is Black.
7. This product is RoHS compliant.
8. Packing:
 Net weight: 460 g approx. / unit
 Gross weight: 15.5 kg approx. / carton, 24 units / carton
 Carton size (mm): 516 (L) x 398 (W) x 283 (H) (mm)

Output Specifications:

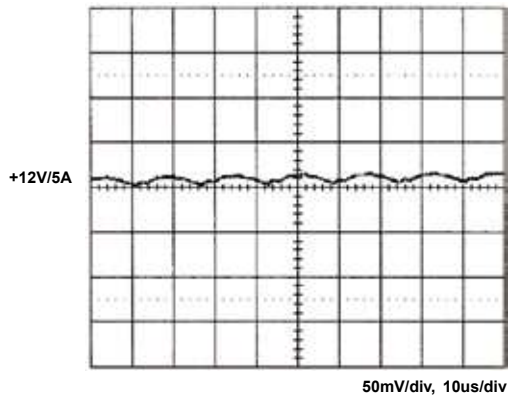
MODEL NO.	OUTPUT RAIL	LOAD				INITIAL ACCURACY	STEP EFFICIENCY				AVERAGE EFFICIENCY.
		MIN.	RATED	MAX.	PEAK		@ 25% LOAD	@ 50% LOAD	@ 75% LOAD	@ 100% LOAD	
SNP-AF67	+12V	0A	5A		7.5A	+11.9V~+12.1V	89%	89%	89%	89%	> 89%
SNP-AF69	+24V	0A	2.5A		3.75A	+23.8V~+24.2V	89%	89%	89%	89%	> 89%

Note:

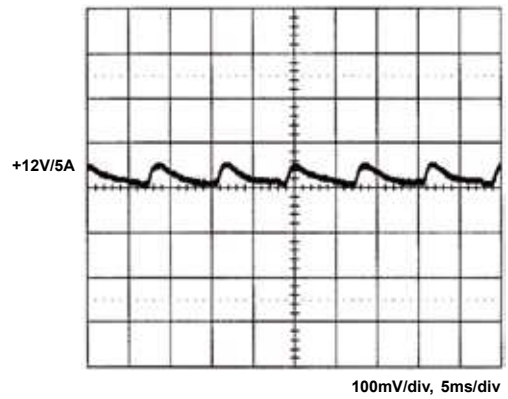
- Output Load:
Rated 60W for convection cooling.
- Peak Load Duration:
Peak 90W can last for 5 sec. especially suitable for motor starting.
- At peak load, the output can last for 5 seconds without shut down.
- At factory, in 60% rated load condition, each output is checked to be within voltage accuracy.
- Line regulation is defined by changing $\pm 10\%$ of input voltage from nominal line at rated load.
- Load regulation is defined by changing $\pm 40\%$ of measured output load from 60% rated load.
- Ripple & noise is measured by using 20MHz bandwidth limited oscilloscope and terminated each output with a 0.47uF capacitor at rated load and nominal line.
- Hold up time is measured from the end of the last charging pulse to the time which the main output drops down to low limit of main output at rated load and nominal line.
- Efficiency is measured at rated load, and nominal line.

Performance for SNP-AF67:

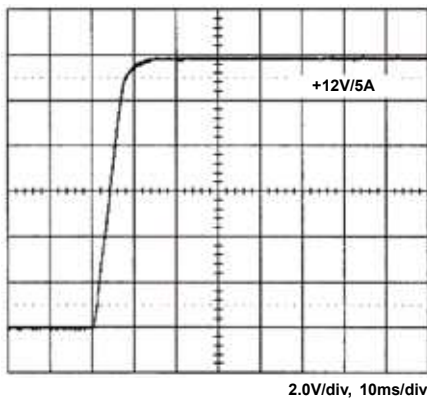
1. Switching frequency ripple



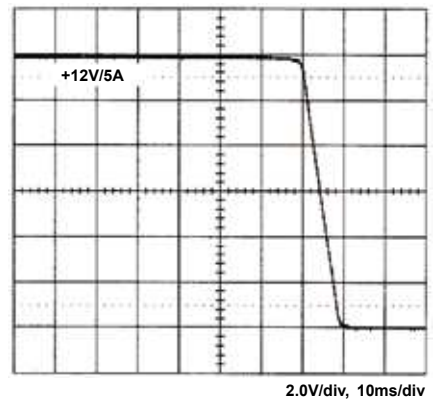
2. Line frequency ripple



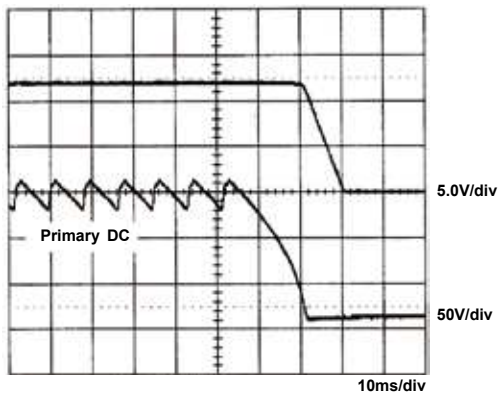
3. Output turn on wave form



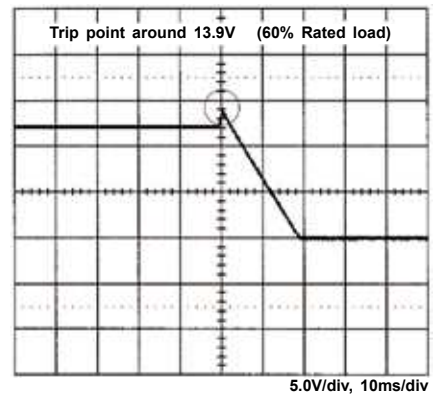
4. Output turn off wave form



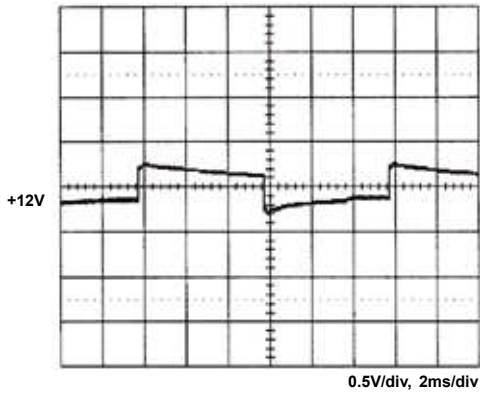
5. Hold-up time



6. Over voltage protection

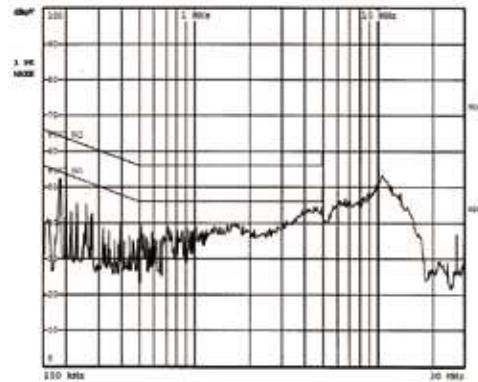


7. +12V step response

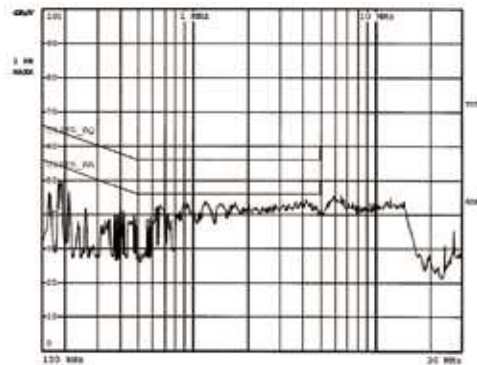


+12V step from 1A to 5A

8. FCC B



9. EN 55022 B



10. Power derating curve

