

Output Specifications:

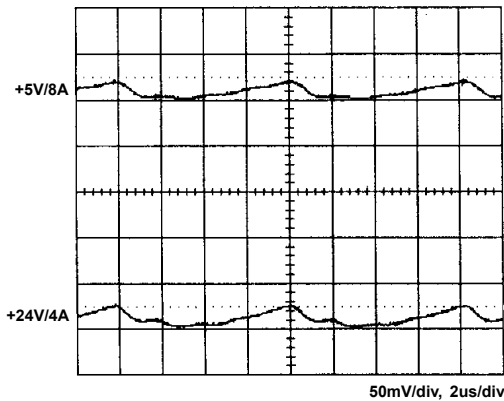
MODEL NO.	OUTPUT RAIL	LOAD				VOLTAGE ACCURACY	RIPPLE NOISE	LINE REG.	LOAD REG.	EFFICIENCY TYPICAL
		MIN.	RATED	MAX.	PEAK					
SNP-C157	+12V	0A	12.5A		19A	+11.4V~+12.6V	120mVpp	±1%	±1%	86%
SNP-C158	+15V	0A	10A		15A	+14.25V~+15.75V	150mVpp	±1%	±1%	86%
SNP-C159	+24V	0A	6.5A		10A	+22.8V~+25.2V	240mVpp	±1%	±1%	87%
SNP-C15T	+48V	0A	3.2A		5A	+45.6V~+50.4V	240mVpp	±1%	±1%	87%
SNP-C153	+5V	0A	12A	15A	18A	+4.95V~+5.05V	50mVpp	±1%	±3%	83%
	+12V	0A	6A	8A	9A	+11.4V~+12.6V	120mVpp	±1%	±3%	
SNP-C15A	+5V	0A	8A	10A	12A	+4.95V~+5.05V	50mVpp	±1%	±3%	84%
	+24V	0A	4A	5A	6A	+22.8V~+25.2V	240mVpp	±1%	±3%	
SNP-C150	+5V	0A	12A	15A	20A	+4.95V~+5.05V	50mVpp	±1%	±3%	82%
	+12V	0A	5A	7A	10A	+11.4V~+12.6V	120mVpp	±1%	±3%	
	-12V	0A	0.5A	1A		-11.4V~-12.6V	120mVpp	±1%	±3%	
	-5V	0A	1A			-4.95V~-5.05V	50mVpp	±1%	±3%	
SNP-C154	+5V	0A	11A	14A	20A	+4.95V~+5.05V	50mVpp	±1%	±3%	83%
	+15V	0A	4A	6A	8A	+14.25V~+15.75V	150mVpp	±1%	±3%	
	-15V	0A	0.5A	1A		-14.25V~-15.75V	150mVpp	±1%	±3%	
	-5V	0A	1A			-4.95V~-5.05V	50mVpp	±1%	±3%	
SNP-C15F	+5V	0A	6A	8A	10A	+4.95V~+5.05V	50mVpp	±1%	±3%	83%
	+12V	0A	3A	4A	6A	+11.4V~+12.6V	120mVpp	±1%	±3%	
	+24V	0A	2.5A	3A	5A	+22.8V~+25.2V	240mVpp	±1%	±3%	
	-12V	0A	0.5A	1A		-11.4V~-12.6V	120mVpp	±1%	±3%	

Note:

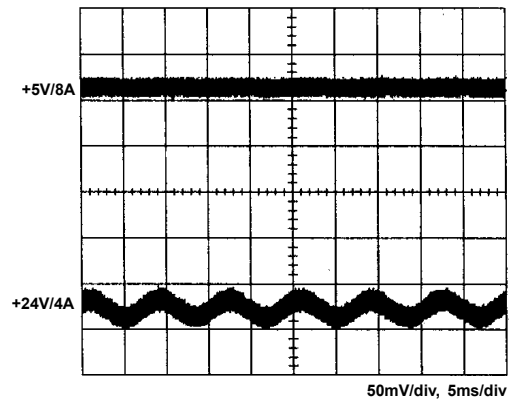
1. The max. load can be continuously provided at 50°C and convection cooling conditions. The peak load can be temporarily provided up to 8 seconds.
2. At factory, all outputs in 60% rated load condition, each output is checked to be within the accuracy range while the main output is setting to within the specified accuracy range at rated load.
3. Line regulation is defined by changing ±10% of input voltage from nominal line at rated load.
4. Load regulation is defined by changing ±40% of measured output load from 60% rated load at another output set to 60% rated load.
5. Ripple & noise is measured by using 15MHz bandwidth limited oscilloscope and terminated each output with a 0.47uF + 10uF capacitor at rated load and nominal line.
6. Hold up time is measured from the end of the last charging pulse to the time which the main output drop down to regulation limit at rated load and nominal line.

Performance for SNP-C15A:

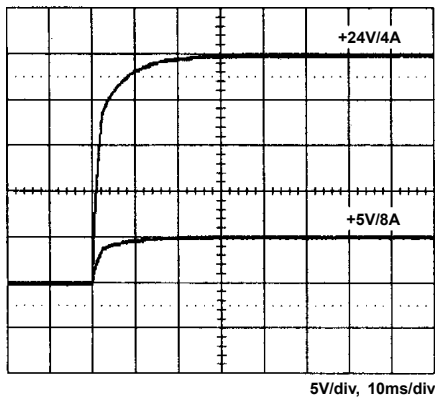
1. Switching frequency ripple



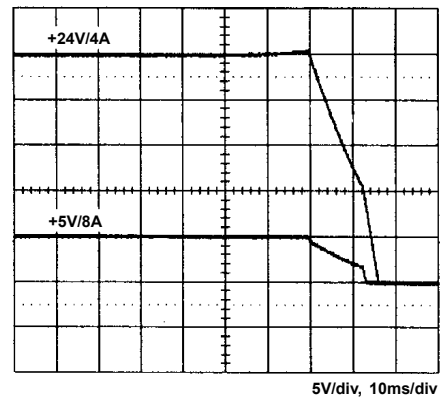
2. Line frequency ripple



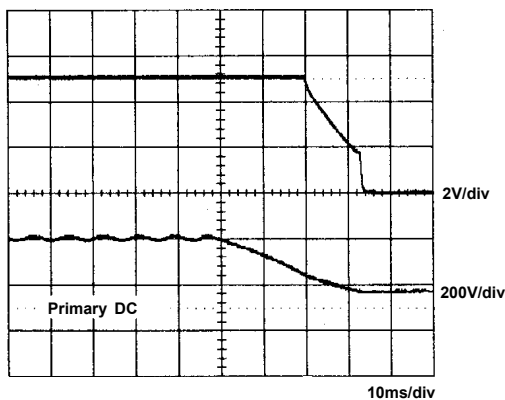
3. Output turn on wave form



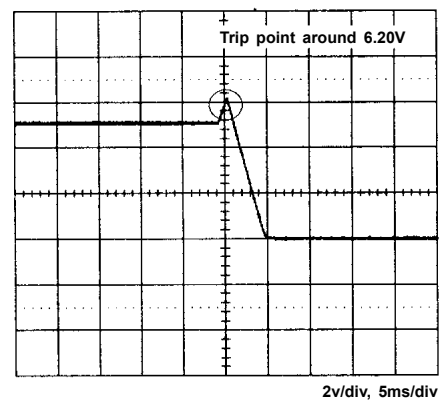
4. Output turn off wave form



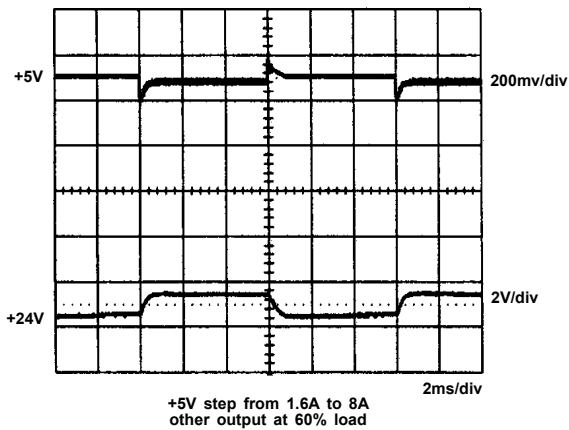
5. Hold-up time



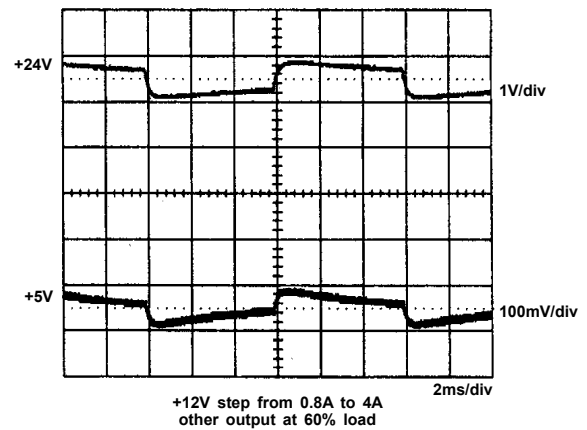
6. Over voltage protection



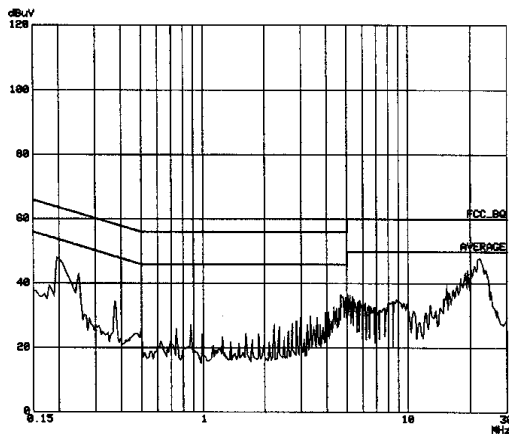
7. +5V step response



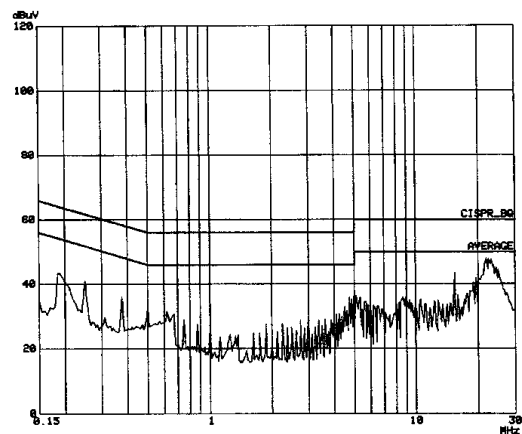
8. +24V step response



9. FCC B



10. EN 55022 B



11. Power derating curve

