

## Features:

- With ITE safety
- Only 1.42 inch height
- With power on LED
- With output adjustable trimmer
- Efficiency between 77% to 86%
- Operation from -20°C to 70°C by convection

## Applications:

- For machinery.
- For industrial equipment.

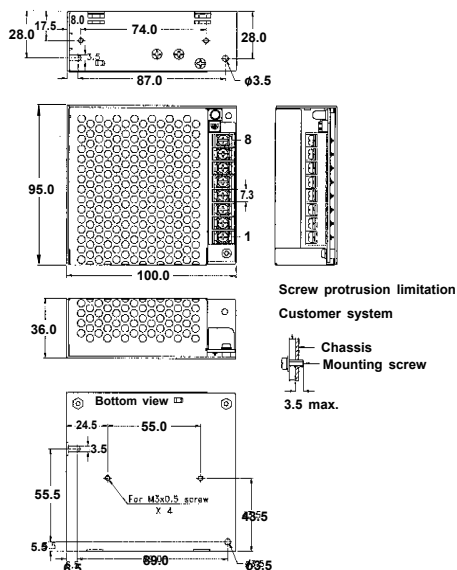
## General Specifications:

Input voltage ..... 85VAC to 264VAC  
 Input frequency ..... 47Hz to 63Hz  
 Inrush current ..... < 30A at 115VAC  
 (cold start at 25°C) or < 60A at 230VAC  
 Efficiency ..... 77%~86% depends on models  
 at rated load and 115VAC  
 Hold up time ..... 16ms typical  
 at rated load and 115VAC  
 Over load protection ..... auto recovery  
 Short circuit protection ..... auto recovery

Over voltage protection ..... latch off  
 Operating temperature ..... -20°C to 70°C convection  
 derating: 2.5% / °C > 50°C  
 Cooling ..... free air convection  
 Storage temperature ..... -40°C to +85°C  
 EMI ..... FCC "B"  
 EN55022"B", EN55011"B"  
 EMS ..... EN61000-4-2,-3,-4,-5,-6,-8,-11  
 Safety ..... UL 60950-1  
 CSA C22.2 No. 60950-1  
 EN 60950-1

## Mechanical Specifications:

SNP-C06X



## Notes:

1. Dimensions shown in mm as left. Tolerance: ±0.4mm.
2. Size:  
95 x 100 x 36 (mm)  
3.74" x 3.93" x 1.42"
3. Packing:  
Net weight: 390 g approx. / unit  
Gross weight: 14.2 kg approx. / carton, 30 units / carton  
Carton size (mm): 403 (L) x 313 (W) x 278 (H)
4. Connectors  
AC input & DC output : Terminal Blocks, 8.25 mm interval
5. Output Pin assignment:

PIN NO.	1	2	3	4	5	6	7	8
SNP-C06B	AC/L	AC/N	Earth	GND	+3.3V			
SNP-C066	AC/L	AC/N	Earth	GND	+5V			
SNP-C067	AC/L	AC/N	Earth	GND	+12V			
SNP-C068	AC/L	AC/N	Earth	GND	+15V			
SNP-C069	AC/L	AC/N	Earth	GND	+24V			
SNP-C06T	AC/L	AC/N	Earth	GND	+48V			
SNP-C063	AC/L	AC/N	Earth	GND	+12V	GND	+5V	
SNP-C06A	AC/L	AC/N	Earth	GND	+24V	GND	+5V	
SNP-C060	AC/L	AC/N	Earth	-12V	-5V	+12V	GND	+5V
SNP-C064	AC/L	AC/N	Earth	-15V	-5V	+15V	GND	+5V
SNP-C06F	AC/L	AC/N	Earth	-12V	+24V	+12V	GND	+5V

10 years Warranty (contact Skynet's Distributors for details)

## Output Specifications:

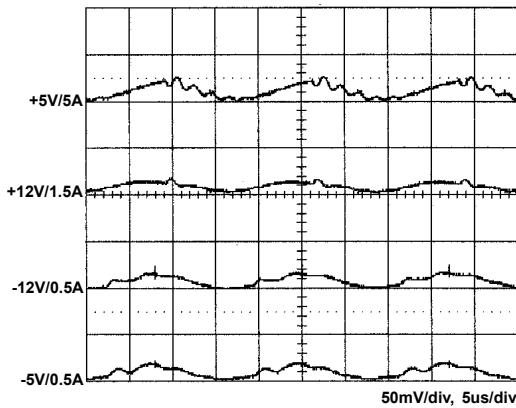
MODEL NO.	OUTPUT RAIL	LOAD				VOLTAGE ACCURACY	RIPPLE NOISE	LINE REG.	LOAD REG.	EFFICIENCY TYPICAL
		MIN.	RATED	MAX.	PEAK					
SNP-C06B	+3.3V	0A	15A		20A	+3.27V~+3.33V	50mVpp	±1%	±1%	77%
SNP-C066	+5V	0A	10A		18A	+4.95V~+5.05V	50mVpp	±1%	±1%	80%
SNP-C067	+12V	0A	5A		7.5A	+11.9V~+12.1V	120mVpp	±1%	±1%	84%
SNP-C068	+15V	0A	4A		6A	+14.9V~+15.1V	150mVpp	±1%	±1%	83%
SNP-C069	+24V	0A	2.5A		3.8A	+23.9V~+24.1V	240mVpp	±1%	±1%	85%
SNP-C06T	+48V	0A	1.3A		1.9A	+47.8V~+48.2V	240mVpp	±1%	±1%	86%
SNP-C063	+5V	0A	6A	8A	10A	+4.95V~+5.05V	50mVpp	±1%	±2%	81%
	+12V	0A	2A	3A	4A	+11.4V~+12.6V	120mVpp	±1%	±2%	
SNP-C06A	+5V	0A	4A	5A	6A	+4.95V~+5.05V	50mVpp	±1%	±2%	84%
	+24V	0A	1.5A	2A	3A	+22.8V~+25.2V	240mVpp	±1%	±2%	
SNP-C060	+5V	0A	5A	7A	8A	+4.95V~+5.05V	50mVpp	±1%	±2%	80%
	+12V	0A	1.5A	2A	3A	+11.4V~+12.6V	120mVpp	±1%	±2%	
	-12V	0A	0.5A	1A		-11.4V~-12.6V	120mVpp	±1%	±3%	
	-5V	0A	0.5A	1A		-4.9V~-5.25V	50mVpp	±1%	±3%	
SNP-C064	+5V	0A	5A	7A	8A	+4.95V~+5.05V	50mVpp	±1%	±2%	80%
	+15V	0A	1.2A	2A	2.7A	+14.25V~+15.75V	150mVpp	±1%	±2%	
	-15V	0A	0.5A	1A		-14.25V~-15.75V	150mVpp	±1%	±3%	
	-5V	0A	0.5A	1A		-4.9V~-5.25V	50mVpp	±1%	±3%	
SNP-C06F	+5V	0A	3A	5A	6A	+4.95V~+5.05V	50mVpp	±1%	±2%	83%
	+12V	0A	0.9A	2A	3A	+11.4V~+12.6V	120mVpp	±1%	±2%	
	+24V	0A	0.9A	1.5A	2A	+22.8V~+25.2V	240mVpp	±1%	±3%	
	-12V	0A	0.5A	1A		-11.4V~-12.6V	120mVpp	±1%	±3%	

### Note:

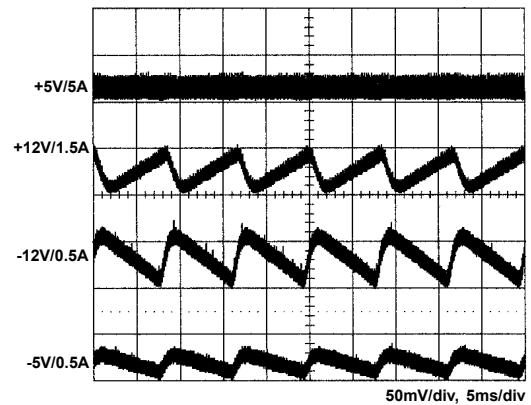
1. The max. load can be continuously provided at 50°C and convection cooling conditions. The peak load can be temporarily provided up to 8 seconds.
2. At factory, all outputs in 60% rated load condition, each output is checked to be within the accuracy range while the main output is setting to within the specified accuracy range at rated load.
3. Line regulation is defined by changing ±10% of input voltage from nominal line at rated load.
4. Load regulation is defined by changing ±40% of measured output load from 60% rated load at another output set to 60% rated load.
5. Ripple & noise is measured by using 15MHz bandwidth limited oscilloscope and terminated each output with a 0.47uF + 10uF capacitor at rated load and nominal line.
6. Hold up time is measured from the end of the last charging pulse to the time which the main output drop down to regulation limit at rated load and nominal line.

## Performance for SNP-C060:

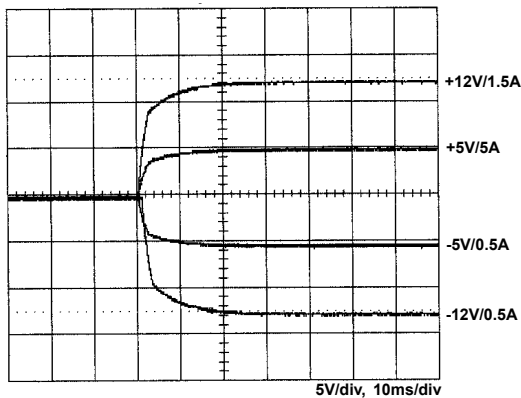
### 1. Switching frequency ripple



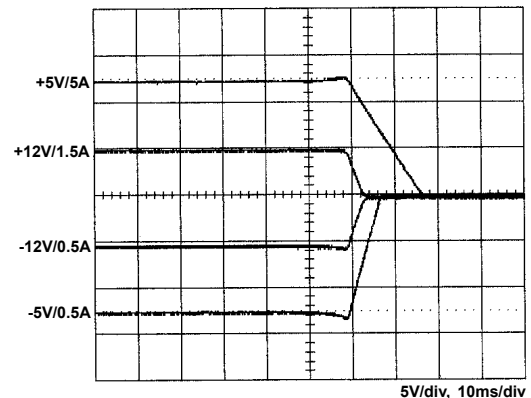
### 2. Line frequency ripple



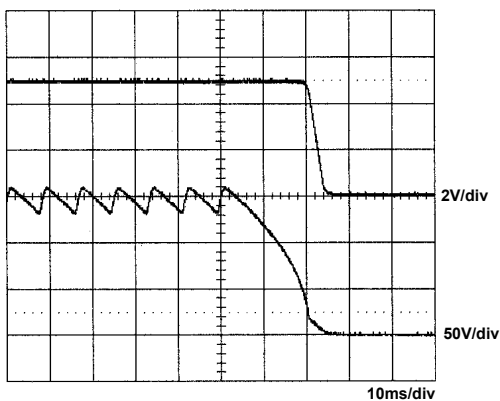
### 3. Output turn on wave form



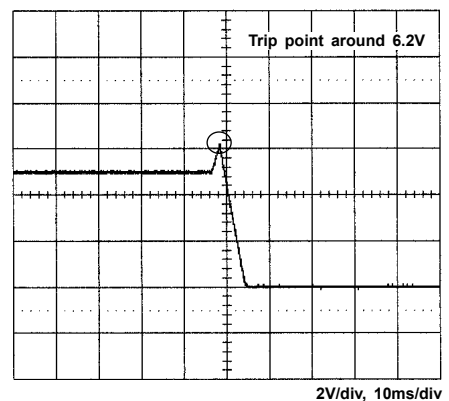
### 4. Output turn off wave form



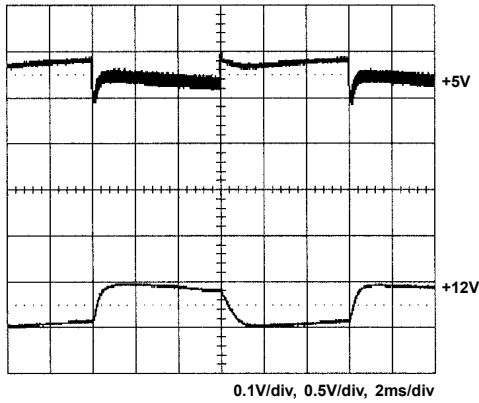
### 5. Hold-up time



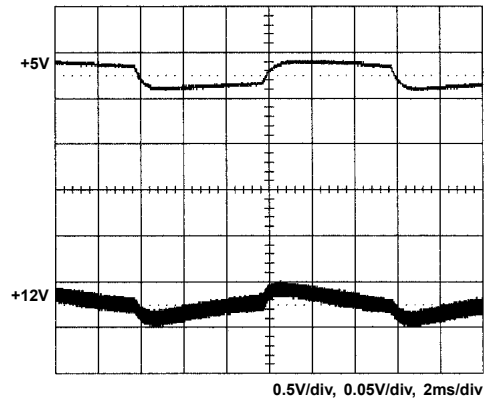
### 6. Over voltage protection



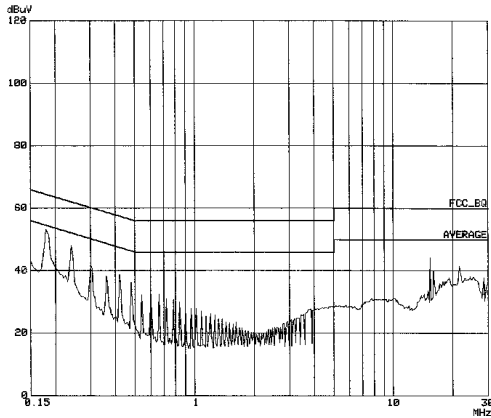
7. +5V step response



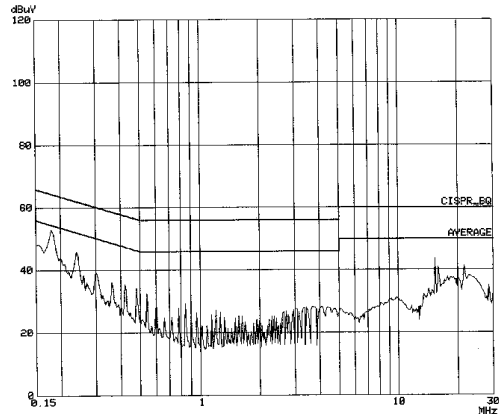
8. +12V step response



9. FCC B



10. EN 55022 B



11. Power derating curve

