



Features:

- With ITE safety
- Only 1.42 inch height
- With power on LED
- With output adjustable trimmer
- Efficiency between 77% to 86%
- Operation from -20°C to 70°C by convection

Applications:

- For machinery.
- For industrial equipment.

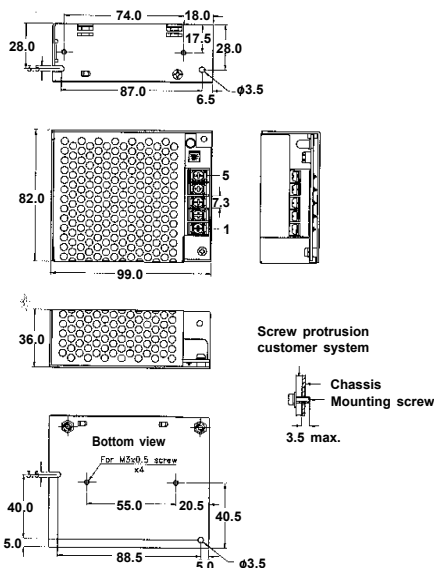
General Specifications:

Input voltage 85VAC to 264VAC
 Input frequency..... 47Hz to 63Hz
 Inrush current < 30A at 115VAC
 (cold start at 25°C) or < 60A at 230VAC
 Efficiency 77%~86% depends on models
 at rated load and 115VAC
 Hold up time 16ms typical
 at rated load and 115VAC
 Over load protection auto recovery
 Short circuit protection auto recovery

Over voltage protection latch off
 Operating temperature -20°C to 70°C convection
 derating: 2.5% / °C > 50°C
 Cooling free air convection
 Storage temperature -40°C to +75°C
 EMI FCC "B"
 EN55022"B", EN55011"B"
 EMS EN61000-4-2,-3,-4,-5,-6,-8,-11
 Safety UL 60950-1
 CSA C22.2 No. 60950-1
 EN 60950-1

Mechanical Specifications:

SNP-C043



Notes:

1. Dimensions shown in mm as left. Tolerance: ± 0.4 mm.
2. Size:
82 x 99 x 36 (mm)
3.22" x 3.89" x 1.42"
3. Packing:
Net weight: 315 g approx. / unit
Gross weight: 15.6 kg approx. / carton, 40 units / carton
Carton size (mm): 463 (L) x 316 (W) x 287 (H)
4. Connectors
AC input & DC output : Terminal Blocks, 8.25mm interval
5. Output Pin assignment:

PIN NO.	1	2	3	4	5	6
SNP-C04B	AC/L	AC/N	Earth	GND	+3.3V	
SNP-C046	AC/L	AC/N	Earth	GND	+5V	
SNP-C047	AC/L	AC/N	Earth	GND	+12V	
SNP-C048	AC/L	AC/N	Earth	GND	+15V	
SNP-C049	AC/L	AC/N	Earth	GND	+24V	
SNP-C04T	AC/L	AC/N	Earth	GND	+48V	
SNP-C043	AC/L	AC/N	Earth	+12V	GND	+5V
SNP-C04A	AC/L	AC/N	Earth	+24V	GND	+5V

10 years Warranty (contact Skynet's Distributors for details)

Output Specifications:

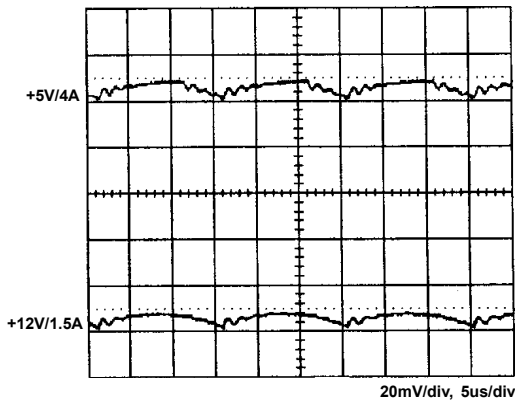
MODEL NO.	OUTPUT RAIL	LOAD				VOLTAGE ACCURACY	RIPPLE NOISE	LINE REG.	LOAD REG.	EFFICIENCY TYPICAL
		MIN.	RATED	MAX.	PEAK					
SNP-C04B	+3.3V	0A	9A		11A	+3.25V~+3.355V	50mVpp	±1%	±1%	77%
SNP-C046	+5V	0A	7A		10.5A	+4.95V~+5.05V	50mVpp	±1%	±1%	78%
SNP-C047	+12V	0A	3A		4.5A	+11.4V~+12.6V	120mVpp	±1%	±1%	82%
SNP-C048	+15V	0A	2.4A		3.6A	+14.25V~+15.75V	150mVpp	±1%	±1%	85%
SNP-C049	+24V	0A	1.7A		2.5A	+22.8V~+25.2V	240mVpp	±1%	±1%	85%
SNP-C04T	+48V	0A	0.8A		1.2A	+45.6V~+50.4V	240mVpp	±1%	±1%	86%
SNP-C043	+5V	0A	4A	6A	8A	+4.95V~+5.05V	50mVpp	±1%	±2%	81%
	+12V	0A	1.5A	2A	3A	+11.4V~+12.6V	120mVpp	±1%	±3%	
SNP-C04A	+5V	0A	3A	5A	7A	+4.95V~+5.05V	50mVpp	±1%	±2%	83%
	+24V	0A	1A	1.5A	2A	+22.8V~+25.2V	480mVpp	±1%	±3%	

Note:

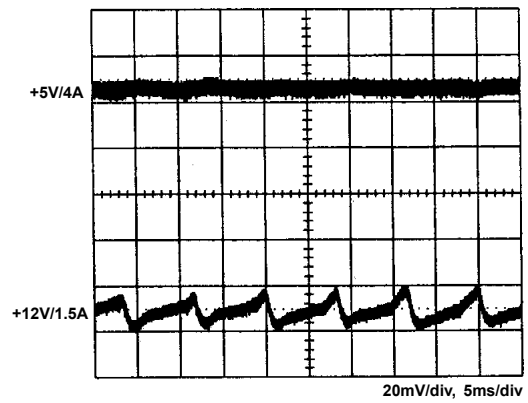
1. The max. load can be continuously provided at 50°C and convection cooling conditions. The peak load can be temporarily provided up to 8 seconds.
2. At factory, all outputs in 60% rated load condition, each output is checked to be within the accuracy range while the main output is setting to within the specified accuracy range at rated load.
3. Line regulation is defined by changing ±10% of input voltage from nominal line at rated load.
4. Load regulation is defined by changing ±40% of measured output load from 60% rated load at another output set to 60% rated load.
5. Ripple & noise is measured by using 15MHz bandwidth limited oscilloscope and terminated each output with a 0.47uF + 10uF capacitor at rated load and nominal line.
6. Hold up time is measured from the end of the last charging pulse to the time which the main output drop down to regulation limit at rated load and nominal line.
7. SNP-C04B is designed in conformity with safety regulations specified on page 4-1 but without safety application.

Performance for SNP-C043:

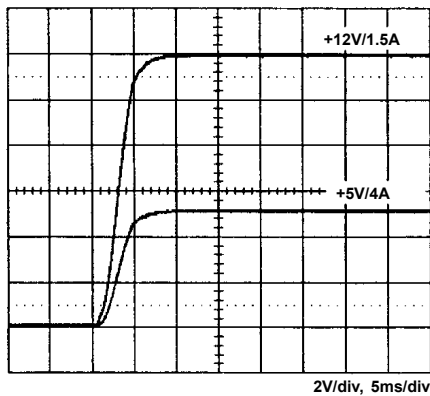
1. Switching frequency ripple



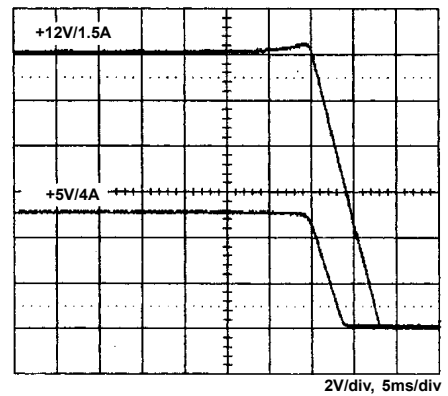
2. Line frequency ripple



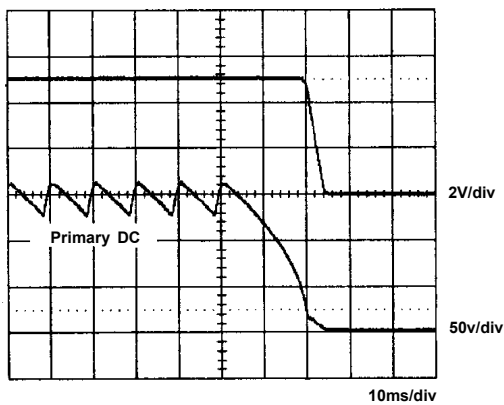
3. Output turn on wave form



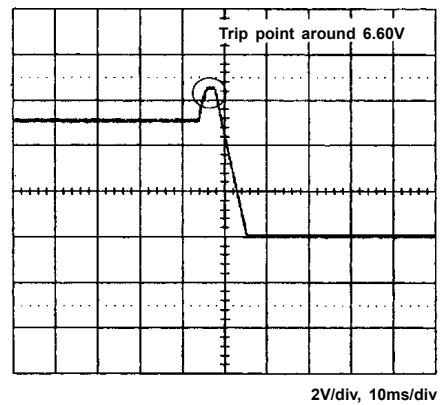
4. Output turn off wave form



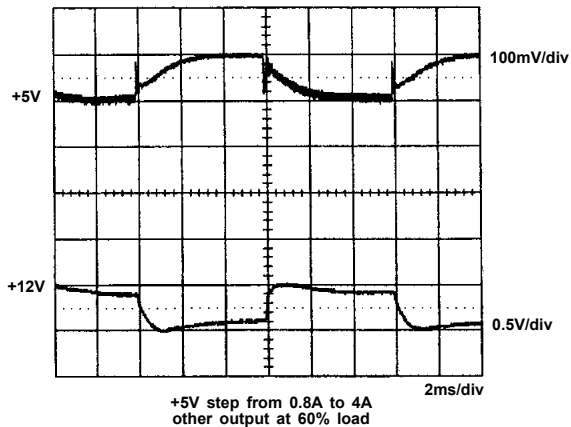
5. Hold-up time



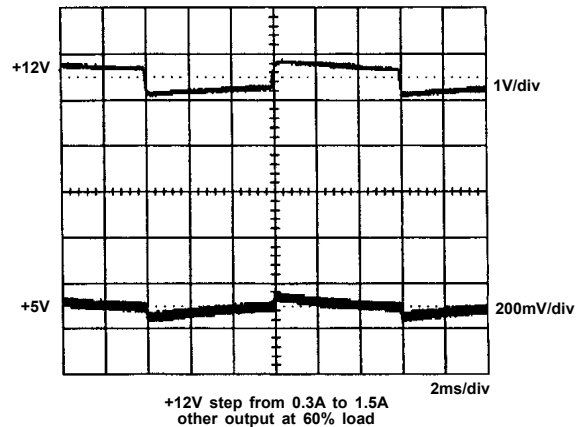
6. Over voltage protection



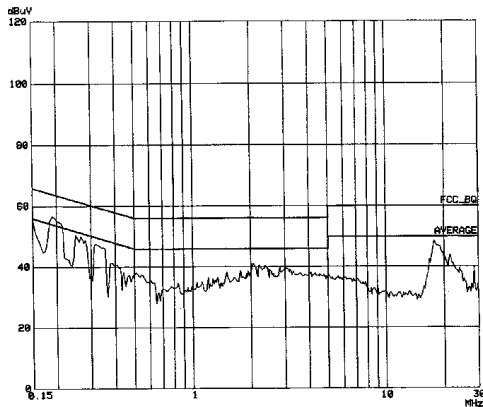
7. +5V step response



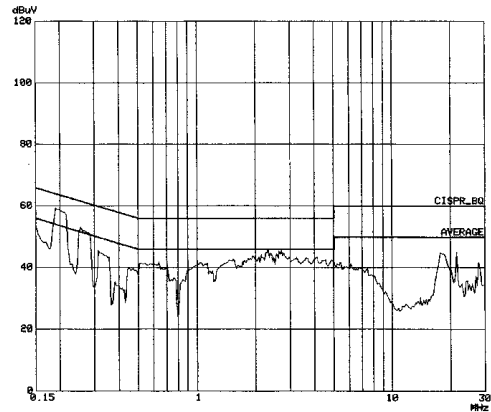
8. +12V step response



9. FCC B



10. EN 55022 B



11. Power derating curve

