

## Features:

- With ITE safety
- Only 1.142 inch height
- With power on LED
- With output adjustable trimmer
- Efficiency between 75% to 85%
- Operation from -20°C to 70°C by convection

## Applications:

- For machinery.
- For industrial equipment.

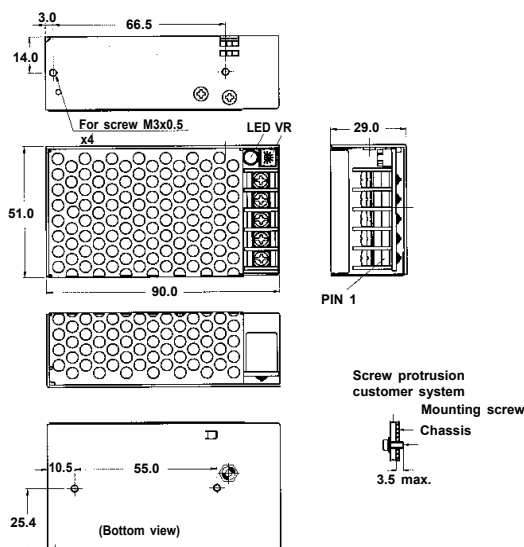
## General Specifications:

Input voltage ..... 85VAC to 264VAC  
 Input frequency..... 47Hz to 63Hz  
 Inrush current ..... < 30A at 115VAC  
 (cold start at 25°C) or < 60A at 230VAC  
 Efficiency ..... 75%~85% depends on models  
 at rated load and 115VAC  
 Hold up time ..... 16ms typical  
 at rated load and 115VAC  
 Over load protection ..... auto recovery  
 Short circuit protection ..... auto recovery

Over voltage protection ..... latch off  
 Operating temperature ..... -20°C to 70°C convection  
 derating: 2.5% / °C > 50°C  
 Cooling ..... free air convection  
 Storage temperature ..... -40°C to +75°C  
 EMI ..... FCC "B"  
 EN55022"B", EN55011"B"  
 EMS ..... EN61000-4-2,-3,-4,-5,-6,-8,-11  
 Safety ..... UL 60950-1  
 CSA C22.2 No. 60950-1  
 EN 60950-1

## Mechanical Specifications:

SNP-C036



### Notes:

1. Dimensions shown in mm as left. Tolerance: ±0.4mm.
2. Size:  
51 x 90 x 29 (mm)  
2" x 3.54" x 1.142"
3. Packing:  
Net weight: 180 g approx. / unit  
Gross weight: 13.2 kg approx. / carton, 60 units / carton  
Carton size (mm): 473 (L) x 297 (W) x 221 (H)
4. Connectors  
AC input & DC output : Terminal Blocks, 7.62mm interval
5. Output Pin assignment:

PIN NO.	1	2	3	4	5
SNP-C03B	AC/L	AC/N	FG	GND	+3.3V
SNP-C036	AC/L	AC/N	FG	GND	+5V
SNP-C037	AC/L	AC/N	FG	GND	+12V
SNP-C038	AC/L	AC/N	FG	GND	+15V
SNP-C039	AC/L	AC/N	FG	GND	+24V
SNP-C03T	AC/L	AC/N	FG	GND	+48V

-Eric-

**10 years Warranty (contact Skynet's Distributors for details)**

## Output Specifications:

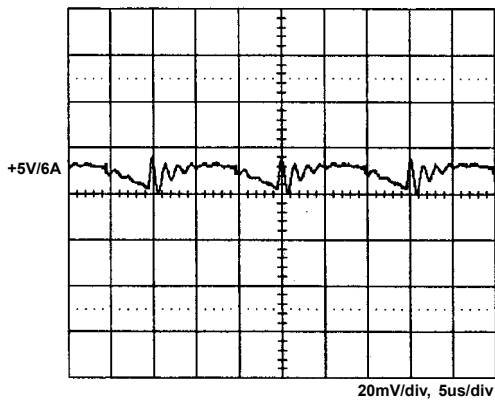
MODEL NO.	OUTPUT RAIL	LOAD				VOLTAGE ACCURACY	RIPPLE NOISE	LINE REG.	LOAD REG.	EFFICIENCY TYPICAL
		MIN.	RATED	MAX.	PEAK					
SNP-C03B	+3.3V	0A	6A		9A	+3.25V~+3.355V	50mVpp	±1%	±1%	75%
SNP-C036	+5V	0A	6A		9A	+4.95V~+5.05V	50mVpp	±1%	±1%	82%
SNP-C037	+12V	0A	2.5A		3.75A	+11.4V~+12.6V	120mVpp	±1%	±1%	83%
SNP-C038	+15V	0A	2A		3A	+14.25V~+15.75V	150mVpp	±1%	±1%	84%
SNP-C039	+24V	0A	1.3A		1.9A	+22.8V~+25.2V	240mVpp	±1%	±1%	84%
SNP-C03T	+48V	0A	0.63A		0.95A	+45.6V~+50.4V	240mVpp	±1%	±1%	85%

### Note:

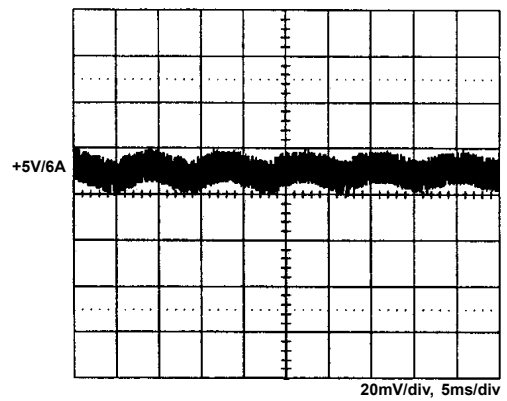
1. The peak load can be temporarily provided up to 8 seconds.
2. At factory, all outputs in 60% rated load condition, each output is checked to be within the accuracy range while the main output is setting to within the specified accuracy range at rated load.
3. Line regulation is defined by changing ±10% of input voltage from nominal line at rated load.
4. Load regulation is defined by changing ±40% of measured output load from 60% rated load at another output set to 60% rated load.
5. Ripple & noise is measured by using 15MHz bandwidth limited oscilloscope and terminated each output with a 0.47uF + 10uF capacitor at rated load and nominal line.
6. Hold up time is measured from the end of the last charging pulse to the time which the main output drop down to regulation limit at rated load and nominal line.
7. SNP-C03B and SNP-C038 are designed in conformity with safety regulations specified on page 4-1 but without safety application.

## Performance for SNP-C036:

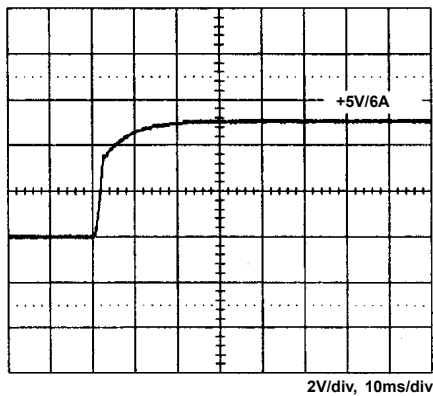
1. Switching frequency ripple



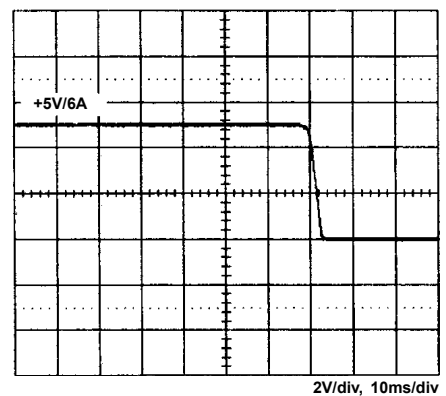
2. Line frequency ripple



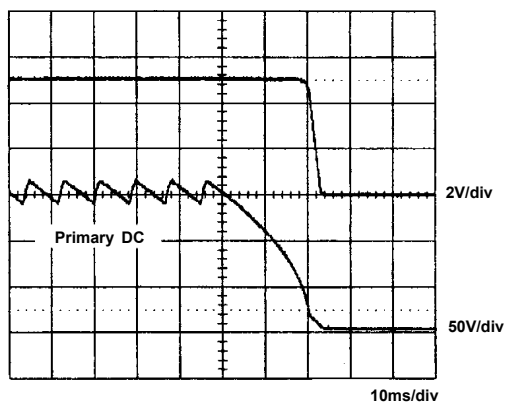
3. Output turn on wave form



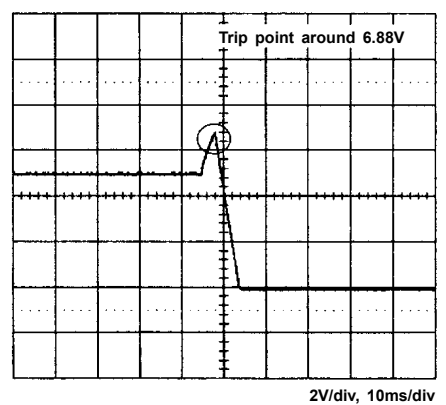
4. Output turn off wave form



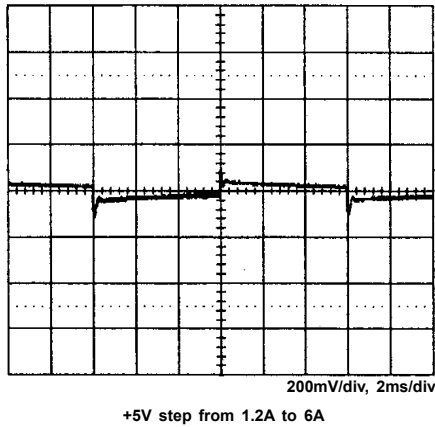
5. Hold-up time



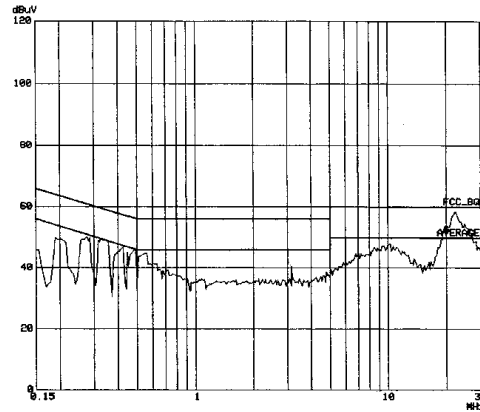
6. Over voltage protection



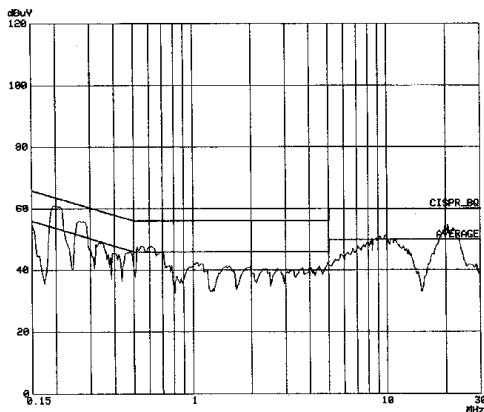
### 7. +5V step response



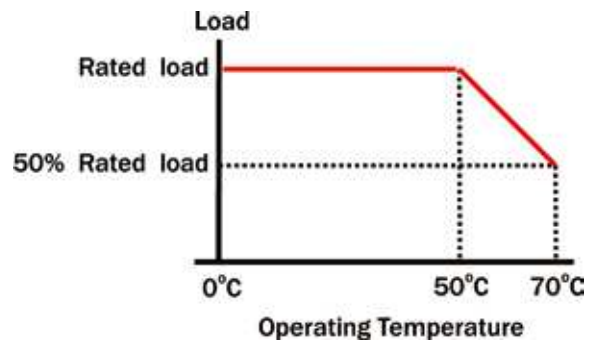
### 8. FCC B



### 9. EN 55011 B



### 10. Power derating curve (SNP-C036/7/T)



### 11. Power derating curve (SNP-C03B/8/9)

