



Features:

- With built-in PFC
- Only 1.5 inch height
- With ITE & Medical safety
- Efficiency between 82% to 88%
- Operation from 0°C to 70°C by convection

Applications:

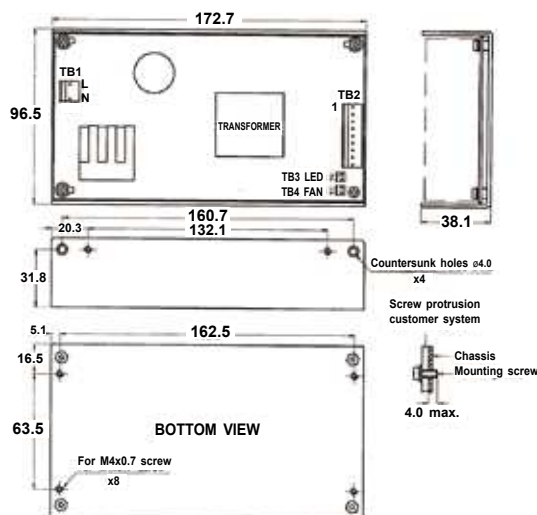
- For dental, laboratory products, pumps, monitors, sleep apnea devices and many other uses.

General Specifications:

Input voltage 90 VAC to 264 VAC
 Input frequency 47 Hz to 63 Hz
 Power factor > 0.93
 Inrush current < 30A at 115VAC
 (cold start at 25°C) or < 60A at 230VAC
 Efficiency 82%~88% depends on models
 Hold up time 20 ms typical
 at rated load and 115VAC
 Over load protection auto recovery
 Short circuit protection..... auto recovery

Over voltage protection latch off
 Operating temperature 0°C to 70°C convection
 derating: 2.5% / °C > 50°C
 Cooling free air convection
 Storage temperature -40°C to +85°C
 EMI FCC "B"
 EN55022"B", EN55011"B"
 EMS..... EN61000-4-2,-3,-4,-5,-6,-8,-11
 SafetyUL 60950-1, UL 60601-1
 CSA C22.2 No. 60950-1, No. 601.1
 EN 60950-1, EN 60601-1

Mechanical Specifications:



Notes:

1. Dimensions shown in mm as left. Tolerance: ±1mm (Excluding cables).
2. Size:
96.5 x 172.7 x 38.1 (mm)
3.8" x 6.8" x 1.5"
3. Packing:
Net weight: 555 g / unit
Gross weight: 13.7 kg / carton, 20 units / carton
Carton size (mm): 453 (L) x 362 (W) x 279 (H)
4. Connectors
(a) TB1-AC input : Molex 5277-02A or equivalent
(b) TB2-DC output : Molex 5273-12A and Molex 5273-09A
(c) TB3-LED : Molex 5045-02A or equivalent for all models
(d) TB4-FAN : Molex 5045-02A or equivalent for all models
(e) TB4-Remote sense : Molex 5045-02A or equivalent for SNP-Z156
5. Output Pin assignment:

PIN NO.	1	2	3	4	5	6	7	8	9	10	11	12
SNP-Z151	-12V	+5V	+5V	+5V	GND	GND	GND	GND	GND	+12V	+12V	+12V
SNP-Z15E	+12V	-12V	+3.3V	+3.3V	+3.3V	GND	GND	GND	GND	GND	+5V	+5V
SNP-Z153	NC	+5V	+5V	+5V	GND	GND	GND	GND	GND	+12V	+12V	+12V
SNP-Z156	+5V	+5V	+5V	+5V	+5V	+5V	GND	GND	GND	GND	GND	GND
SNP-Z157	+5V	GND	GND	GND	GND	+12V	+12V	+12V	+12V			
SNP-Z157-1	NC	GND	GND	GND	GND	+12V	+12V	+12V	+12V			
SNP-Z158	+5V	GND	GND	GND	GND	+15V	+15V	+15V	+15V			
SNP-Z158-1	NC	GND	GND	GND	GND	+15V	+15V	+15V	+15V			
SNP-Z159	+5V	GND	GND	GND	GND	+24V	+24V	+24V	+24V			
SNP-Z159-1	NC	GND	GND	GND	GND	+24V	+24V	+24V	+24V			
SNP-Z15T	NC	GND	GND	GND	GND	+48V	+48V	+48V	+48V			
SNP-Z15F	+12V	-12V	+5V	+5V	+5V	GND	GND	GND	GND	GND	GND	+24V

-Kevin-

10 years Warranty (contact Skynet's Distributors for details)

Output Specifications:

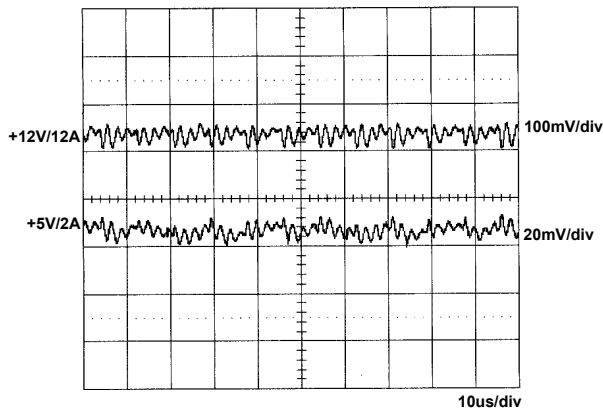
MODEL NO.	OUTPUT RAIL	LOAD				VOLTAGE ACCURACY	RIPPLE NOISE	LINE REG.	LOAD REG.	EFFICIENCY TYPICAL
		MIN.	RATED	MAX.	PEAK					
SNP-Z151	+5V +12V -12V	0A 0A 0A	10A 7A 0.5A	13A 10A	15A	+4.9V~+5.1V +11.4V~+12.6V -11.4V~-12.6V	1% 1% 1%	±0.5% ±0.5% ±0.5%	±3% ±3% ±5%	83%
SNP-Z15E	+3.3V +5V +12V -12V	0A 0A 0A 0A	10A 8A 3.5A 0.5A			+3.2V~+3.4V +4.75V~+5.25V +11.4V~+12.6V -11.2V~-12.6V	50mV 1% 1% 1%	±0.5% ±0.5% ±0.5% ±0.5%	±3% ±3% ±5% ±5%	81%
SNP-Z153	+5V +12V	0A 0A	10A 7A	13A 10A	15A	+4.9V~+5.1V +11.4V~+12.6V	1% 1%	±0.5% ±0.5%	±3% ±3%	83%
SNP-Z156	+5V	0A	28A			+4.95V~+5.05V	1%	±0.5%	±1%	82%
SNP-Z157	+12V +5V	0A 0A	12A 2A		17.5A	+11.8V~+12.2V +4.9V~+5.1V	1% 1%	±0.5% ±0.5%	±1.5% ±1.5%	84%
SNP-Z157-1	+12V	0A	13A		17.5A	+11.8V~+12.2V	1%	±0.5%	±1.5%	85%
SNP-Z158	+15V +5V	0A 0A	9.6A 2A		14A	+14.85V~+15.15V +4.9V~+5.1V	1% 1%	±0.5% ±0.5%	±1.5% ±1.5%	85%
SNP-Z158-1	+15V	0A	10A		14A	+14.85V~+15.15V	1%	±0.5%	±1.5%	85%
SNP-Z159	+24V +5V	0A 0A	6A 2A		8.8A	+23.76V~+24.24V +4.9V~+5.1V	1% 1%	±0.5% ±0.5%	±1.5% ±1.5%	86%
SNP-Z159-1	+24V	0A	6.5A		8.8A	+23.76V~+24.24V	1%	±0.5%	±1.5%	86%
SNP-Z15T	+48V	0A	3.2A		4.6A	+47.6V~+48.4V	1%	±0.5%	±1%	88%
SNP-Z15F	+5V +24V +12V -12V	0A 0A 0A 0A	8A 3A 2A 0.5A	12A 4A	7A	+4.9V~+5.1V +22.8V~+25.2V +11.4V~+12.6V -11.4V~-12.6V	1% 100mV 100mV 100mV	±0.5% ±0.5% ±0.5% ±0.5%	±3% ±3% ±5% ±5%	84%

Note:

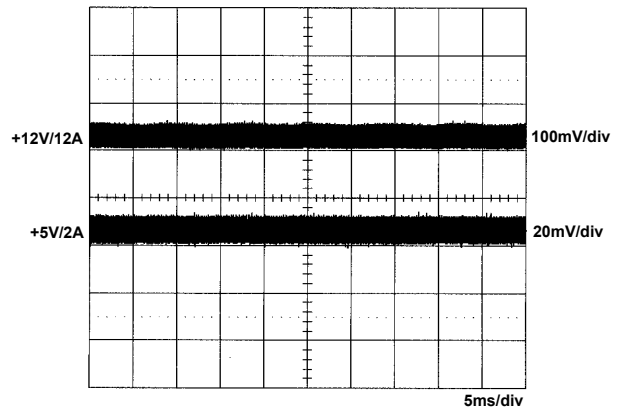
- Each output can last for 8 seconds without shut down.
- At factory, all outputs in 60% rated load condition, each output is checked to be within voltage accuracy range while the main output is setting to within the specified accuracy range at rated load.
- Line regulation is defined by changing ±10% of input voltage from nominal line at rated load.
- Load regulation is defined by changing ±40% of measured output load from 60% rated load at another output set to 60% rated load.
- Ripple & noise is measured by using 15MHz bandwidth limited oscilloscope and terminated each output with a 0.47uF capacitor at rated load and nominal line.
- Hold up time is measured from the end of the last charging pulse to the time which the main output drops down to low limit of main output at rated load and nominal line.
- Efficiency is measured at rated load and nominal line.

Performance for SNP-Z157:

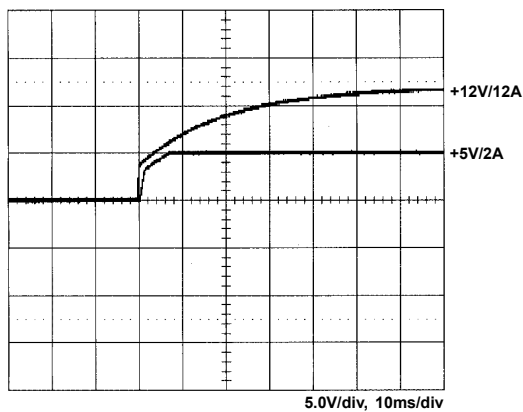
1. Switching frequency ripple



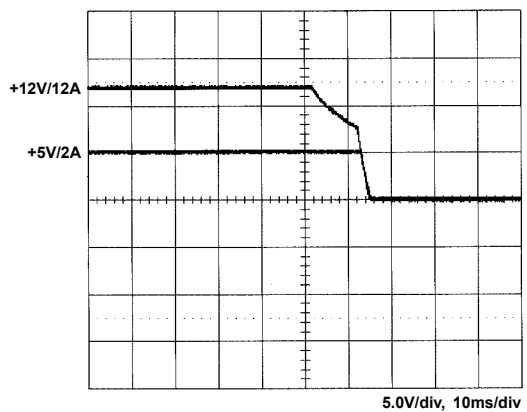
2. Line frequency ripple



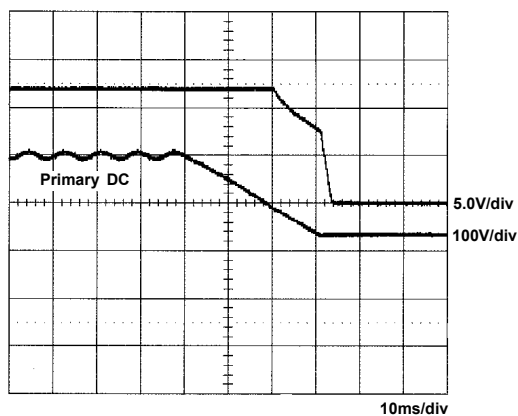
3. Output turn on wave form



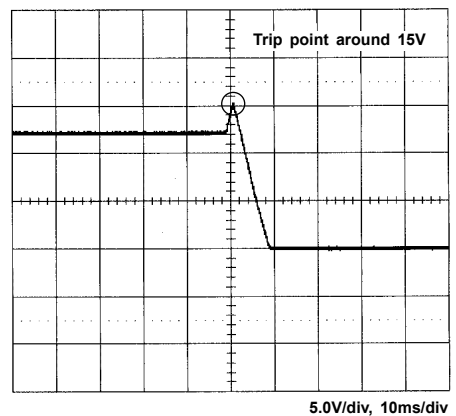
4. Output turn off wave form



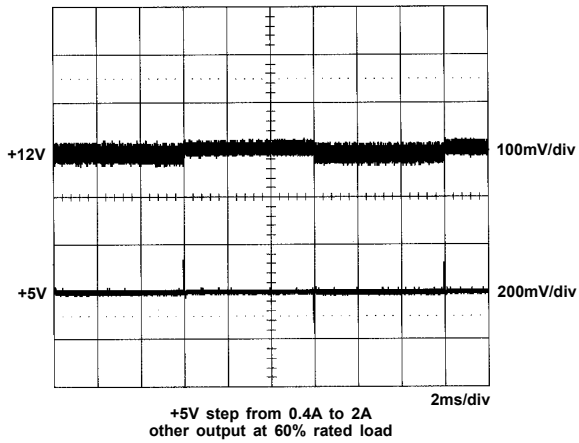
5. Hold-up time



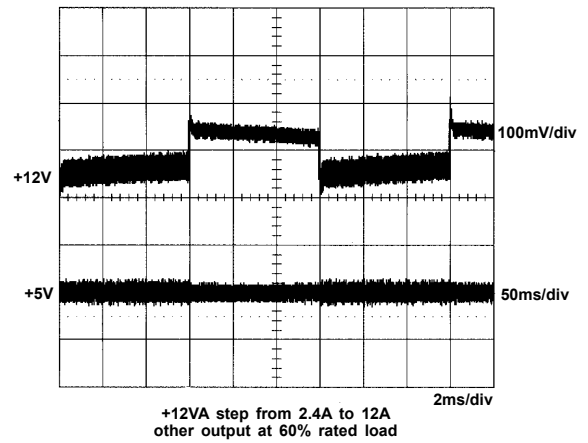
6. Over voltage protection



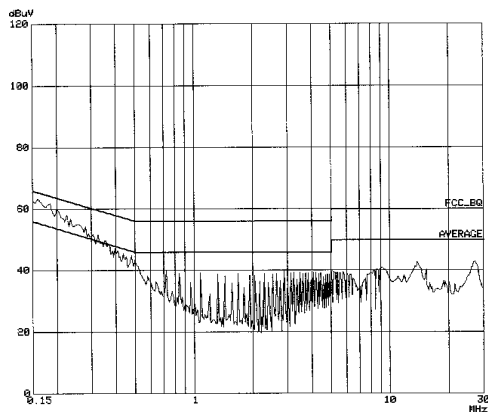
7. +5V step response



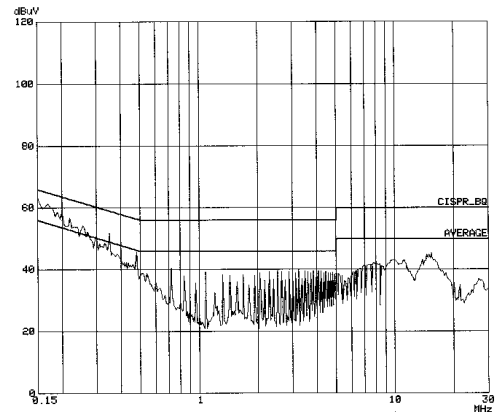
8. +12V step response



9. FCC B



10. EN 55022 B



11. Power derating curve

