



Features:

- Only 1.24 inch height
- 6.0 Watt per cubic inch
- With ITE safety
- Efficiency between 75% to 90%
- Operation from 0°C to 70°C by convection

Applications:

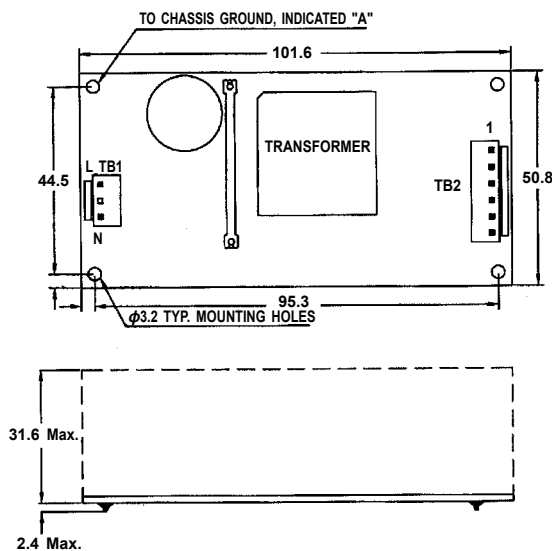
- For ITE audio equipment, telecommunication, network, IPC, instrument equipment, and other uses.

General Specifications:

Input voltage 90VAC to 264VAC
 Input frequency..... 47Hz to 63Hz
 Inrush current < 30A at 115VAC
 (cold start at 25°C) or < 60A at 230VAC
 Efficiency 75%~90% depends on models
 at rated load and 115VAC
 Hold up time 16ms typical
 at rated load and 115VAC
 Over load protection auto recovery
 Short circuit protection auto recovery

Over voltage protection latch off
 Operating temperature 0°C to 70°C convection
 derating: 2.5% / °C > 50°C
 Cooling free air convection
 Storage temperature -40°C to +75°C
 EMI FCC "B"
 EN55022"B", EN55011"B"
 EMS EN61000-4-2,-3,-4,-5,-6,-8,-11
 Safety UL 60950-1
 CSA C22.2 No. 60950-1
 EN 60950-1

Mechanical Specifications:



Notes:

1. Dimensions shown in mm as left. Tolerance: ±1mm (Excluding cables).
2. Size:
101.6 x 50.8 x 31.6 (mm)
4" x 2" x 1.24"
3. Packing:
Net weight: 136.4 g approx. / unit
Gross weight: 13.5 kg approx. / carton, 80 units / carton
Carton size (mm): 382 (L) x 374 (W) x 277 (H)
4. Connectors:
AC input : JST B2P3-VH or equivalent
DC output : JST B6P-VH or equivalent for single output
5. Output Pin assignment:

PIN NO.	1	2	3	4	5	6
SNP-CK66	+5V	+5V	+5V	GND	GND	GND
SNP-CK67	+12V	+12V	+12V	GND	GND	GND
SNP-CK68	+15V	+15V	+15V	GND	GND	GND
SNP-CK69	+24V	+24V	+24V	GND	GND	GND
SNP-CK6T	+48V	+48V	+48V	GND	GND	GND
SNP-CK6B	+3.3V	+3.3V	+3.3V	GND	GND	GND

10 years Warranty (contact Skynet's Distributors for details)

Output Specifications:

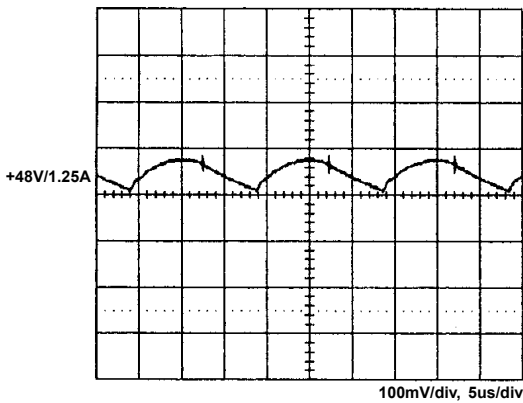
MODEL NO.	OUTPUT RAIL	LOAD				VOLTAGE ACCURACY	RIPPLE NOISE	LINE REG.	LOAD REG.
		MIN.	RATED	MAX.	PEAK				
SNP-CK66	+5V	0A	8A			+4.95V~+5.05V	50mVpp	±1%	±3%
SNP-CK67	+12V	0A	5A			+11.4V~+12.6V	±1%	±1%	±3%
SNP-CK68	+15V	0A	4A			+14.75V~+15.3V	±1%	±0.5%	±1%
SNP-CK69	+24V	0A	2.5A			+23.28V~+24.72V	±1%	±1%	±3%
SNP-CK6T	+48V	0A	1.25A			+46.56V~+49.44V	±1%	±1%	±3%
SNP-CK6B	+3.3V	0A	8A			+3.26V~+3.34V	50mVpp	±0.5%	±3%

Note:

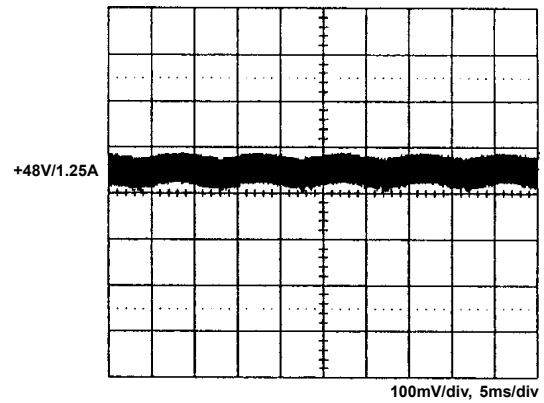
1. At factory, all outputs in 60% rated load condition, each output is checked to be within the accuracy range while the main output is setting to within the specified accuracy range at rated load.
2. Line regulation is defined by changing ±10% of input voltage from nominal line at rated load.
3. Load regulation is defined by changing ±40% of measured output load from 60% rated load at another output set to 60% rated load.
4. Ripple & noise is measured by using 15MHz bandwidth limited oscilloscope and terminated each output with a 0.47uF capacitor at rated load and nominal line. For SNP-CK66 and SNP-CK6B, one extra 1 uF electrolytic capacitor should be added.
5. Hold up time is measured from the end of the last charging pulse to the time which the main output drop down to regulation limit at rated load and nominal line.

Performance for SNP-CK6T:

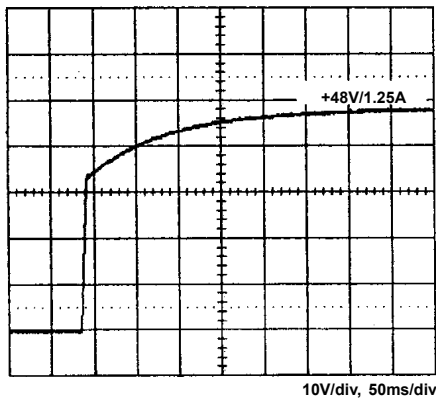
1. Switching frequency ripple



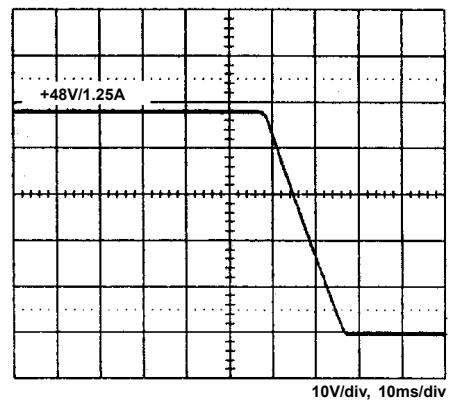
2. Line frequency ripple



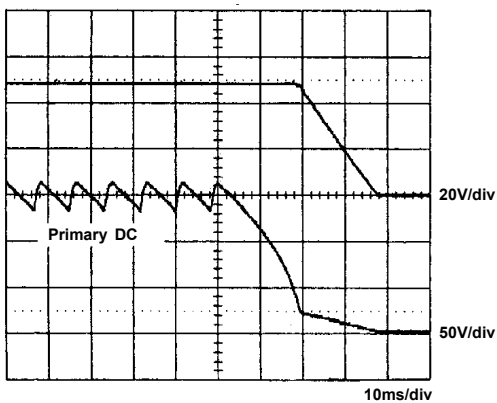
3. Output turn on wave form



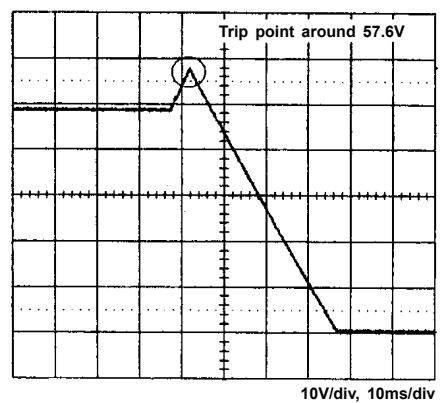
4. Output turn off wave form



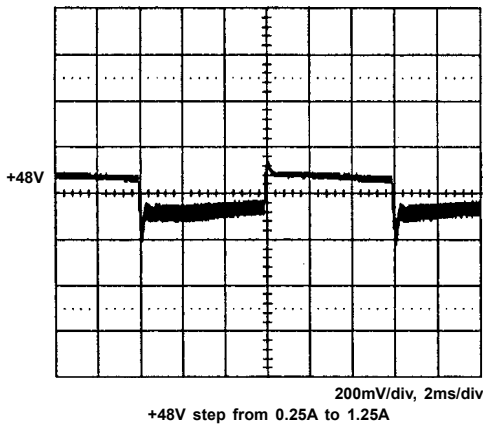
5. Hold-up time



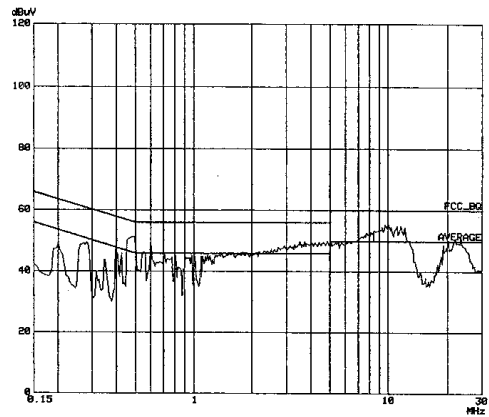
6. Over voltage protection



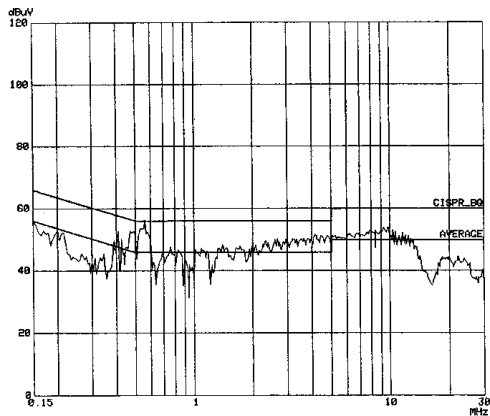
7. +48V step response



8. FCC B



9. CISPR B



10. Power derating curve

