



2" x 4" x 1.12"

Features:

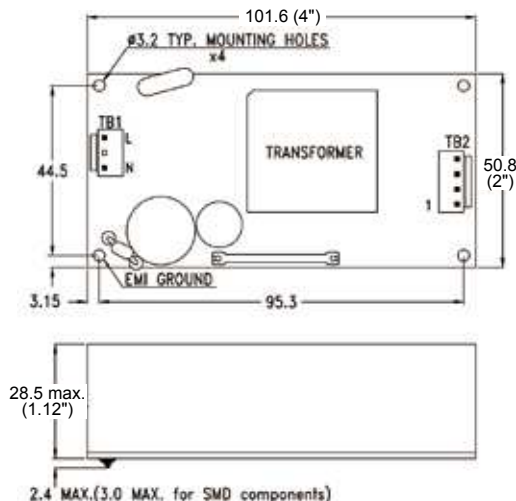
- Design for BF application
- Meet 2 X MOPP and Contact Leakage < 100uA
- Safety Class II & EMI Class B
- Follow ErP Directive of EU
- High mechanical torque start-up
- -40°C to +70°C operating temperature
- 5,000m operation altitude
- Convection cooling for rated load
- Forced air for max. load

General Specifications:

Input voltage 90 VAC to 264 VAC
 Input frequency 47 Hz to 63 Hz
 Inrush current < 30/60A at 115/230VAC
 Hold up time 16ms
 Over load/Short circuit protection auto recovery
 Over voltage protection latch off
 Operating temperature -40°C to 70°C
 derating: 2.5% / °C > 50°C for convection cooling
 Storage temperature -40°C to +85°C

EMI EN55011 "B", EN61000-3-3
 Harmonics.....EN61000-3-2, class A
 EMS..... EN61000-4-2,-3,-4,-5,-6,-8,-11
 Safety UL/CSA/EN60950-1, 2nd edition
 ANSI/AMMI/CSA/EN60601-1, 3rd edition
 CB report, CE mark, RM report/file
 Energy Saving ENERGY STAR
 for computers version 6.0
 for displays version 6.0
 ErP regulation EC(No) 1275/2008

Mechanical Specifications:



Notes:

1. Size:
2" x 4" x 1.12"
2. Mounting Hole:
44.5 x 95.3 (mm)
3. Connectors:
AC input: JST B2P3-VH or Molex 5277-02A or equivalent
DC output: JST B4P-VH or Molex 5273-04A or equivalent
4. Output Pin assignment:

1	2	3	4
V _o	V _o	GND	GND
5. Packing:
Net weight: 160 g approx. / unit
Gross weight: 15 kg approx. / carton, 80 units / carton
Carton size (mm): 382 (L) x 374 (W) x 277 (H)

-David-

10 years Warranty (contact Skynet's Distributors for details)

Output Specifications:

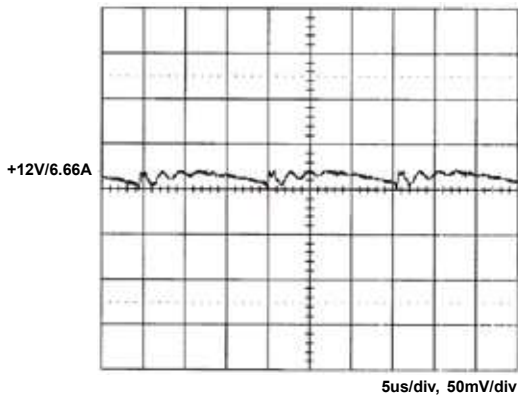
MODEL NO.	OUTPUT RAIL	LOAD				INITIAL ACCURACY	STEP EFFICIENCY			AVERAGE EFFICIENCY
		MIN.	RATED	MAX.	PEAK		@ 20% LOAD	@ 50% LOAD	@ 100% LOAD	
SNP-HF87 SNP-HF87-A	+12V	0A	6.66A	7.5A	9A	+11.8V~+12.2V	85% 80%	86% 83%	87% 83%	86% 82%
SNP-HF88 SNP-HF88-A	+15V	0A	5.33A	6.66A	8A	+14.8V~+15.2V	85% 80%	86% 84%	87% 86%	86% 82%
SNP-HF89 SNP-HF89-A	+24V	0A	3.33A	4.6A	5.3A	+23.8V~+24.2V	85% 82%	86% 85%	87% 86%	86% 85%
SNP-HF8T SNP-HF8T-A	+48V	0A	1.67A	2.1A	2.71A	+47.6V~+48.4V	85% 83%	86% 87%	87% 86%	86% 85%

Note:

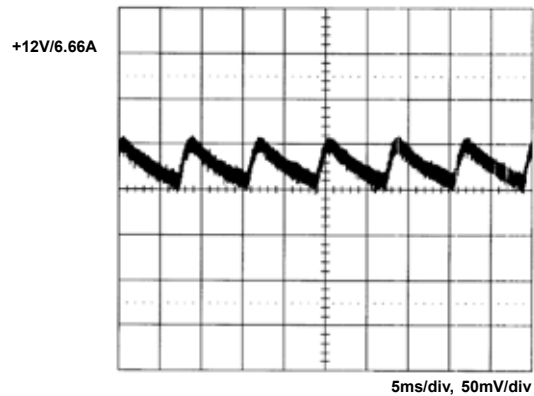
- Standby Power Consumption with System:**
For computers and displays, ENERGY STAR in U.S. and ErP regulation in Europe require the input power should be less than 0.5W at standby mode.
- Output Load:**
80W for convection cooling; 100W for forced air cooling.
- Peak Load Duration:**
Peak 120W can last for 5 sec.
- Isolation Grade:**
Primary ↔ Ground : 1MOPP (1500Vac)
Primary ↔ Secondary : 2MOPP (4000Vac)
Secondary ↔ Ground : 1MOPP (1500Vac)
- Leakage Current:**
Earth leakage current < 300uA
Touch current < 100uA
- EMI Grounding:**
If there is a metal sheet under the power supply, connect the EMI ground to that metal sheet.
- Model Selection:**
Most of power supplies will create audible burst sound at light load, if the application wants to meet input power < 0.5W at standby mode.
SNP-HF8x is for ITE & Medical applications which require standby mode.
SNP-HF8x-A is for ITE & Medical applications but without burst sound and no standby mode.
There is SNP-HF8x on above model label and QC OK label on SNP-HF8x series, QC OK/A label on SNP-HF8x-A series to distinguish.

Performance for SNP-HF87-A:

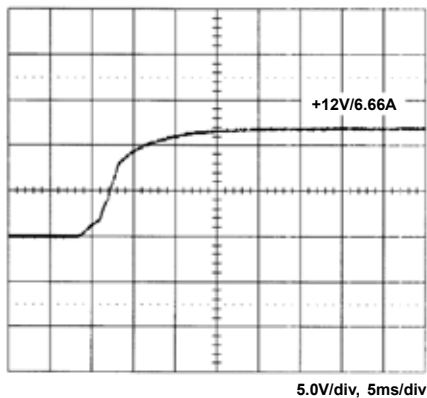
1. Switching frequency ripple



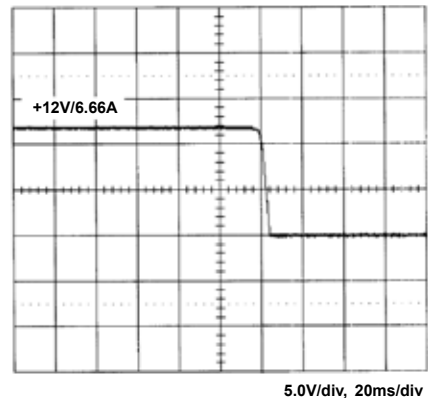
2. Line frequency ripple



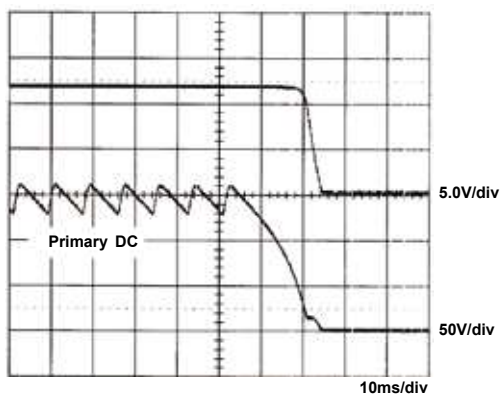
3. Output turn on wave form



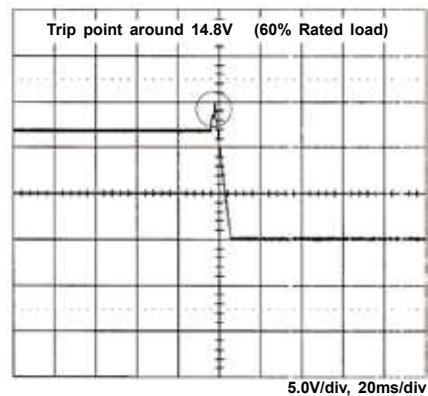
4. Output turn off wave form



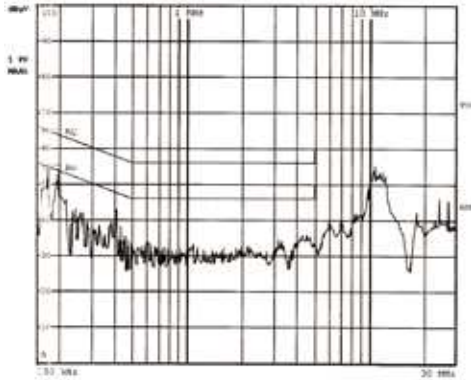
5. Hold-up time



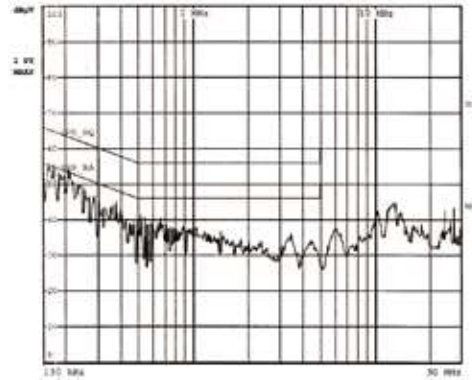
6. Over voltage protection



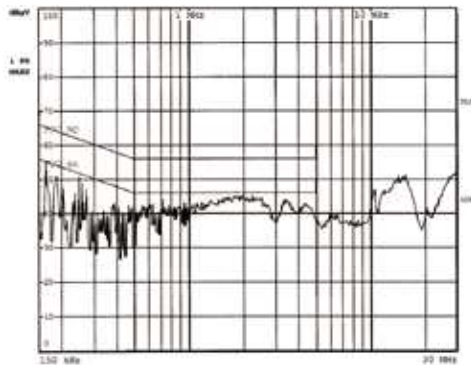
7. FCC B Class I



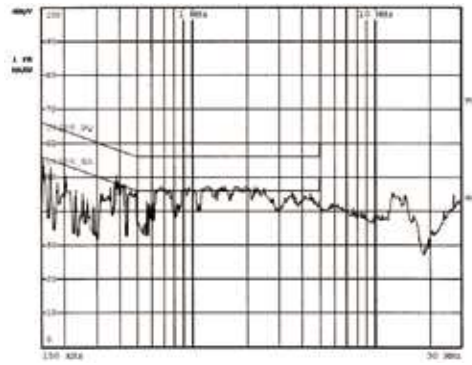
8. EN55011 22 B Class I



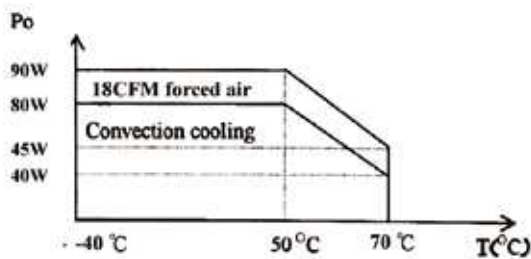
9. FCC B Class II



10. EN55011 22 B Class II



11. Power derating curve



12. Torque capability

