

Output Specifications:

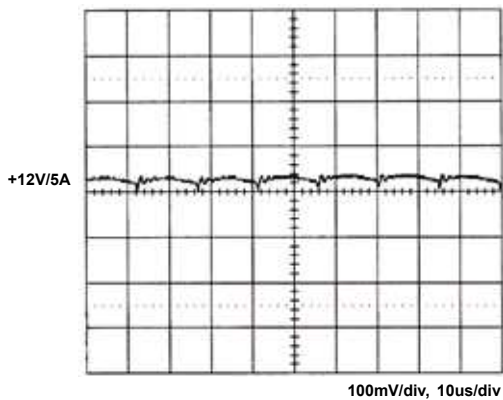
MODEL NO.	OUTPUT RAIL	LOAD				INITIAL ACCURACY	STEP EFFICIENCY			AVERAGE EFFICIENCY
		MIN.	RATED	MAX.	PEAK		@ 20% LOAD	@ 50% LOAD	@ 100% LOAD	
SNP-HF67 SNP-HF67 -A	+12V	0A	5A	6.67A	7.5A	+11.8V~+12.2V	88% 78%	89% 83%	86% 84%	87% 82%
SNP-HF68 SNP-HF68 -A	+15V	0A	4A	5.33A	6A	+14.8V~+15.2V	88% 75%	89% 85%	86% 85%	87% 82%
SNP-HF69 SNP-HF69 -A	+24V	0A	2.5A	3.33A	3.75A	+23.8V~+24.2V	88% 75%	89% 83%	86% 85%	87% 82%
SNP-HF6T SNP-HF6T-A	+48V	0A	1.25A	1.67A	1.88A	+47.5V~+48.5V	88% 79%	89% 84%	86% 87%	87% 83%

Note:

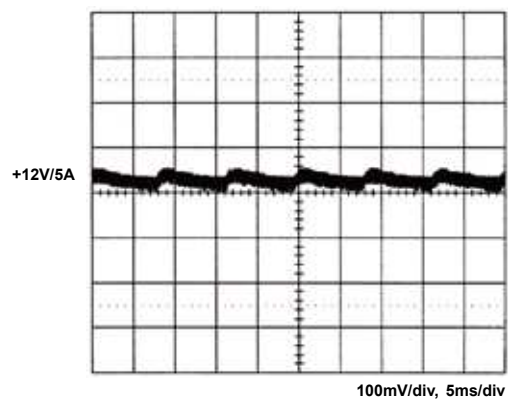
- Standby Power Consumption with System:**
For computers and displays, ENERGY STAR in U.S. and ErP regulation in Europe require the input power should be less than 0.5W at standby mode.
- Output Load:**
60W for convection cooling; 72W for forced air cooling.
- Peak Load Duration:**
Peak 96W can last for 5 sec.
- Isolation Grade:**
Primary ↔ Ground : 1MOPP (1500Vac)
Primary ↔ Secondary : 2MOPP (4000Vac)
Secondary ↔ Ground : 1MOPP (1500Vac)
- Leakage Current:**
Earth leakage current < 300uA
Touch current < 100uA
- EMI Grounding:**
If there is a metal sheet under the power supply, connect the EMI ground to that metal sheet.
- Model Selection:**
Most of power supplies will create audible burst sound at light load, if the application wants to meet input power < 0.5W at standby mode.
SNP-HF6x is for ITE & Medical applications which require standby mode.
SNP-HF6x-A is for ITE & Medical applications but without burst sound and no standby mode.
There is SNP-HF6x on above model label and QC OK label on SNP-HF6x series, QC OK/A label on SNP-HF6x-A series to distinguish.

Performance for SNP-HF67-A:

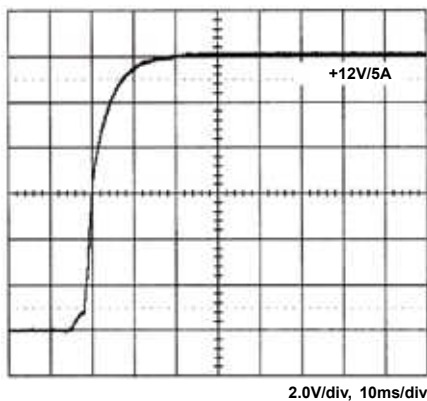
1. Switching frequency ripple



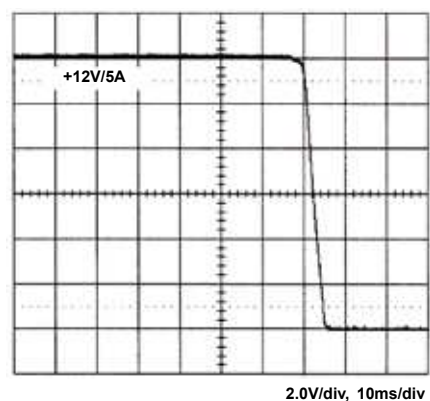
2. Line frequency ripple



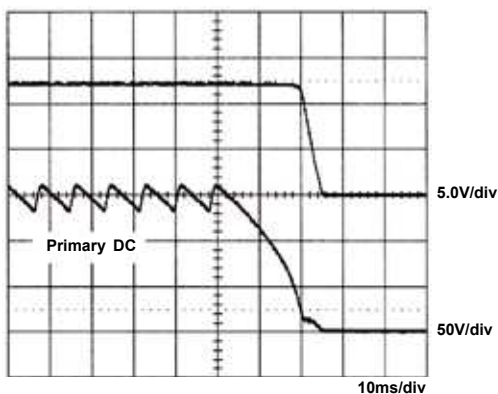
3. Output turn on wave form



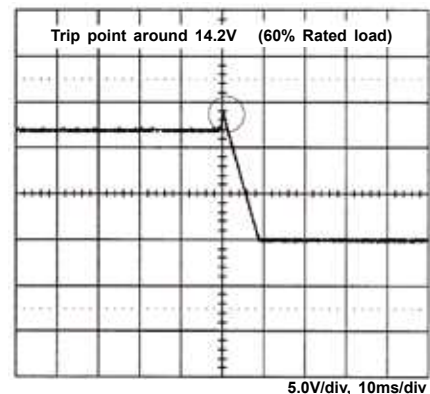
4. Output turn off wave form



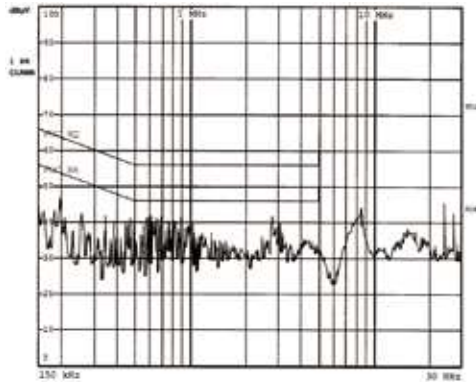
5. Hold-up time



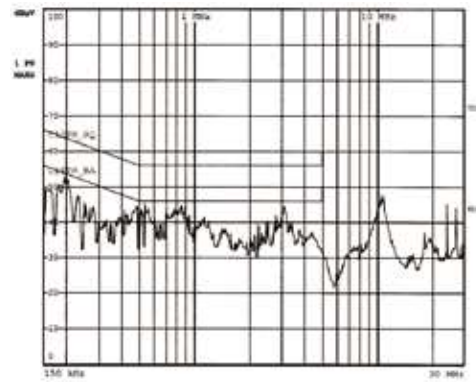
6. Over voltage protection



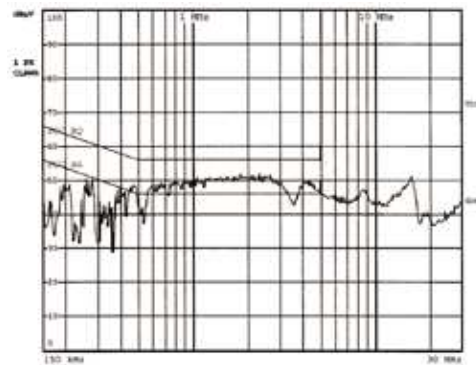
7. FCC B Class I



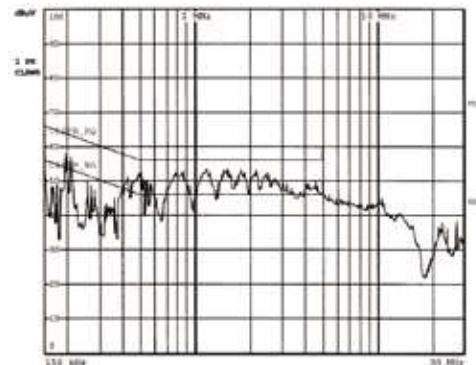
8. EN55011 22 B Class I



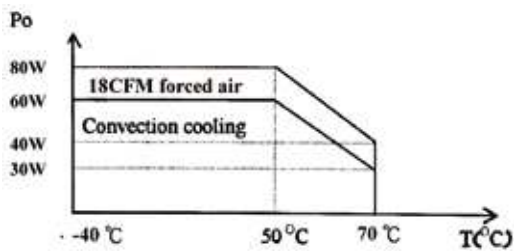
9. FCC B Class II



10. EN55011 22 B Class II



11. Power derating curve



12. Power derating curve

