



MODEL NO: _____
 TYPE: _____
 PROJECT: _____
 COMMENTS: _____

LED OPERATION:

Up to 7W LED load

OUTPUT:

600mA, 10-14 VDC

FEATURES

- Six mounting configurations available
- Long life high temperature recyclable Ni-Cad battery
- Galvanized steel case
- Includes test switch and charge indicator accessory kit
- For use with switched or unswitched fixtures
- **5-Year Warranty.** See Warranty Page for details.
- Meets or exceeds all National Electrical Code and Life Safety Code Emergency Lighting Requirements
- Suitable for use in Damp Locations

DESCRIPTION

The **ILB-1207** from IOTA Engineering is a UL Recognized LED emergency battery pack that allows the same LED fixture to be used for both normal and emergency operation. In the event of a power failure, the **ILB-1207** switches to the emergency mode and operates the existing fixture for **90 minutes**. The unit contains a battery, charger, and converter circuit in a single can and is available in different mounting configurations for individual fixture requirements. The **ILB-1207** is for use with an LED load up to **7W** at a rated current of **600mA**.

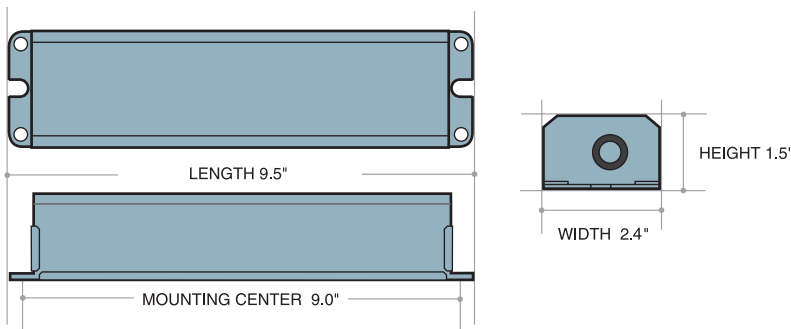
SPECIFICATIONS

Input Voltage	(Dual) 120/277VAC, 60Hz
Input Rating	2.5W
Output Voltage.....	10-14 VDC
Output Current	600mA (constant)
Output Power	7 Watts (Max)
Max. Connected Power	3 Amps
Emergency Operation	90 minutes
Operating Temp.....	0° to 50° C
Battery.....	High Temp Nickel-Cadmium 24 Hour Recharge 7-10 Year Life Expectancy
Weight.....	(-A, -R) 2.5 lbs. (-B, -TM) 2.0 lbs. (-J, -R-J) 2.25 lbs.
UL Conditions of Acceptability	Must be factory wired Battery temperature must not exceed 50° C



DIMENSIONS

9.5" x 2.375" x 1.5" (mounting center 9.0")



ILB-1207

LED EMERGENCY BATTERY PACK

OPTIONS

TEST KIT CONFIGURATION

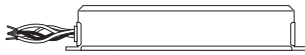
- TBTS
- TWO-PIECE TEST SWITCH AND CHARGE INDICATOR

MOUNTING CONFIGURATIONS

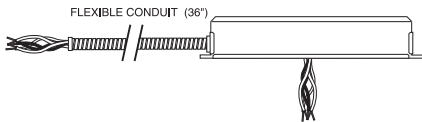
- A (Dual Flex unit)



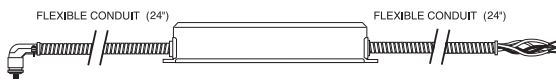
- B (Integral Non-Flex unit)




- J (Single Flex Junction Box Mount unit)



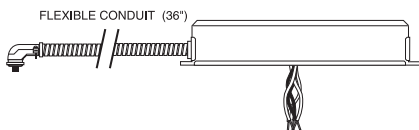
- R (Dual Flex unit with Reflector-Mount TBTS switch)



- TM (Top-Mounting Non-Flex unit)



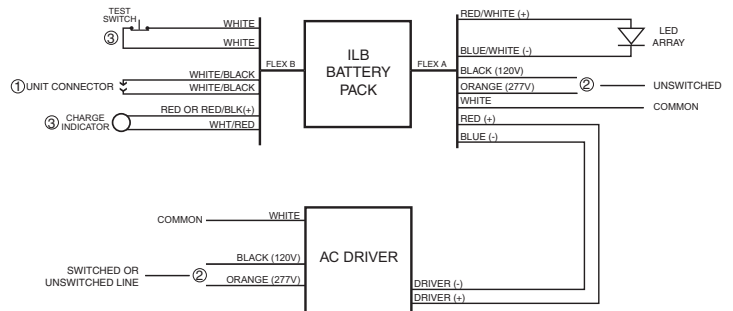
- R-J (Single Flex with Reflector-Mount TBTS switch)



ILB-1207-A SAMPLE SPECIFICATION

Emergency lighting shall be provided by using a standard LED fixture equipped with an **ILB-1207-A** LED emergency battery pack. The **ILB-1207-A** shall consist of a high temperature, maintenance-free nickel cadmium battery, charger board and an electronic circuit enclosed in a 9.5" x 2.375" x 1.5" vandal-resistant galvanized steel case. The unit is designed for installation on the LED fixture or remote-mounting and is equipped with 3/8" flex for wiring to the fixture or ballast compartment. A test switch and charge indicator accessory kit shall be included. The LED emergency battery pack shall operate an LED load of up to 7W at a rated current output of 600mA for a minimum of 90 minutes in the emergency mode. The **ILB-1207-A** shall have 2.5 watts of input power and a battery capacity of 16.8 watt hours. The **ILB-1207-A** is UL Recognized and meets or exceeds all NEC and Life Safety Code Emergency Lighting Requirements. The **ILB-1207-A** is warranted for a full five (5) years from the date of purchase.

ILB-1207-A SAMPLE WIRING DIAGRAM



- ① DO NOT MATE CONNECTOR UNTIL INSTALLATION IS COMPLETE AND AC POWER IS SUPPLIED.
- ② SELECT PROPER VOLTAGE. CAP UNUSED LEADS.
- ③ TEST ACCESSORY LEADS-OBSERVE PROPER POLARITY WIRING.