

TECHNICAL CHARACTERISTICS

SPECIFICATION

- >**Contact Rating:**
 - Switching: 25mA, 24VDC
 - Non-Switching: 100mA, 50VDC
- >**Contact Resistance:**
 - Initial: 50mOHM max.
 - After Life Test: 100mOHM max.
- >**Insulation Resistance:** min. 100MOHM at 500VDC
- >**Dielectric Strength:** 500VAC for 1 minute
- >**Operating Force:** 1000g max.
- >**Mechanical Life:** min. 5000 cycles
- >**Electrical Life:** 2000 cycles / 25mA, 24VDC
- >**Flat Actuator with top tape sealed**

MATERIAL

- >**Cover:** PPS UL 94V-0, color Black
- >**Base:** PPS UL 94V-0, color Black
- >**Actuator:** PA 46 UL HB, color White
- >**Tape:** Polyimide Film
- >**Contact:** Gold Plated
- >**Terminal:** Gold Plated

SOLDERING INFORMATION

- >Terminal in SMD version
- >Reflow soldering according to JEDEC J-STD 020 Hot Air 3 cycles max.
- >Keep in "off" position during soldering
- >For cleaning or washing only with top tape sealed
- >VPH Heating Process only with top tape sealed

WASHABLE DEFINITION

Please do not submerge washable products into water or cleaning agents or put them in locations exposed to water or liquids completely. When cleaning by hand (brushing), please do not use excessive force on our switch to avoid malfunction afterwards, because you could deform function relevant areas or you could damage sealing functions. Do not clean washable series immediately after soldering. The cleaning agent may be absorbed into the switch through respiration while the switch cools.

ENVIRONMENTAL

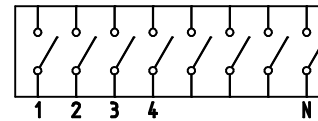
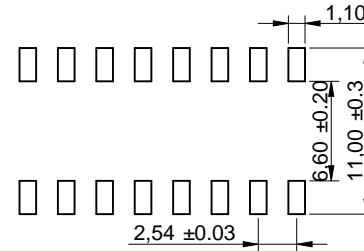
- >Storage condition: -40°C ~ +85°C
- >Operation condition: -40°C ~ +85°C
- >Compliance: Lead Free, ROHS, Reach

PACKAGING INFORMATION

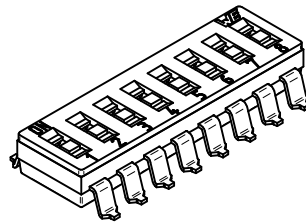
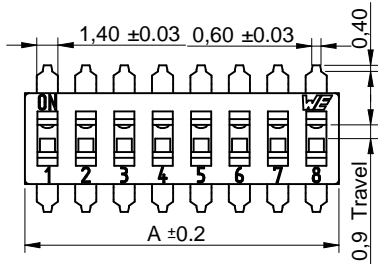
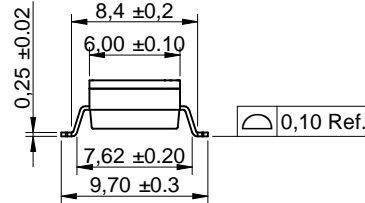
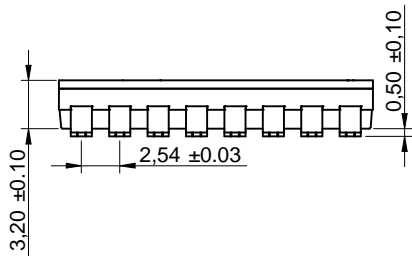
- >Tape & Reel packaging
- >On delivery in "off" position

Pole 1 please refer separateness specification.

DIMENSION					
No.Of Pole	2	3	4	5	6
Dim. A (mm)	5.52	8.06	10.60	13.14	15.68
No.Of Pole	7	8	9	10	12
Dim. A (mm)	18.22	20.76	23.30	25.84	30.92



Wiring Diagram



Pole 1 please refer separateness specification.

Scale - 2:1

This electronic component is designed and developed with the intention for use in general electronics equipments.

Before incorporating the components into any equipments in the field such as aerospace, aviation, nuclear control, submarine, transportation, (automotive control, train control, ship control), transportation signal, disaster prevention, medical, public information network etc. where higher safety and reliability are especially required or if there is possibility of direct damage or injury to human body, Wurth Elektronik must be asked for a written approval.

In addition, even electronic component in general electronic equipments, when used in electrical circuits that require high safety, reliability functions or performance, the sufficient reliability evaluation-check for the safety must be performed before by the user before usage.

	Projection	GENERAL TOLERANCE			Basic material					
		.x = +/- 0,2 .xx = +/- 0,15								
				Date	Name	DESCRIPTION				
f	Revised MatchCode	14-07-23	AL	Drawn	09-02-24	Jelisarow	WS-DISV, SMD version flat actuator with top tape sealed			
e	Pole 1 separate specification	14-02-25	DaF	Checked	09-02-26	Hsu Mei-Ting				
d	Washable Definition	14-02-24	DaF							
c	dimension 8,4+/-0,2	14-01-31	DaF	Würth Elektronik eiCan		Scale	2:1	Position		SIZE
b	warning text	11-10-26	WJ			Drawing.- No.	4181211608xx			
a	Actuator: HB was 94V-0	11-08-26	WJ			EDV NO	4181211608xx.dft			System :Solid Edge V20
REV	FILE	DATE	BY							