

# Capacitor Protection

## Amp-Trap® and 9F60 Series

### Medium voltage capacitor fuses:

Mersen capacitor fuses are designed to ANSI C37-41. They are current-limiting operating without noise or discharge and are designed to be used indoors in a general purpose enclosure or outdoors in a weatherproof enclosure. These are non-disconnecting fuses requiring the use of a disconnect switch. These capacitor fuses provide both short circuit and overload protection and are intended to protect against capacitor case rupture or dielectric failure within the capacitor.

The various mounting configurations offer manufacturers a wide range of cost and space saving solutions and a large choice of equivalent products to users.

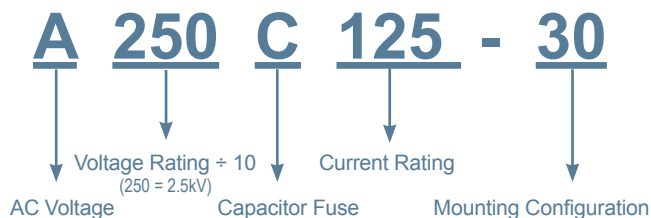
### Features/Benefits:

- High interrupting capacity
- Current limitation
- Blown-fuse indication
- Direct mount
- Clip style mount
- Bus mount
- Non-venting for silent operation

### Applications:

- Capacitor Protection
- Power Factor Correction Equipment
- Harmonic Filtering Equipment
- Induction Heating System
- High Power Drive
- Welders

### Catalog Numbering System:



### Ratings:

#### A100C

**Volts** : 1000V AC Max.  
**Amps** : 25 to 125 A  
**IR** : 50 kA Sym

#### A150C

**Volts** : 1500V AC Max.  
**Amps** : 25 to 200 A  
**IR** : 40 kA Sym

#### A250C

**Volts** : 2500V AC Max.  
**Amps** : 25 to 200 A  
**IR** : 50 kA Sym

#### A300C

**Volts** : 3000V AC Max.  
**Amps** : 50 to 175 A  
**IR** : 50 kA Sym

#### A430C

**Volts** : 4300V AC Max.  
**Amps** : 6 to 100 A  
**IR** : 65 kA Sym

#### A550C

**Volts** : 5500V AC Max.  
**Amps** : 6 to 75 A  
**IR** : 65 kA Sym

#### 9F60RJD

**Volts** : 5500V AC Max.  
**Amps** : 25 to 80 A  
**IR** : 50 kA Sym

#### 9F60RJF

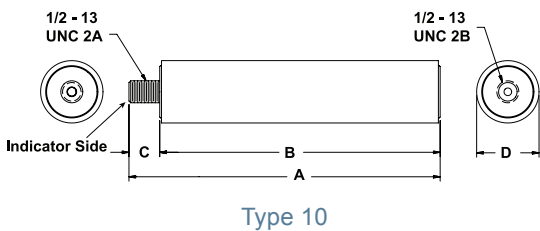
**Volts** : 9520V AC Max.  
**Amps** : 15 to 40A  
**IR** : 50 kA Sym

# Capacitor Protection

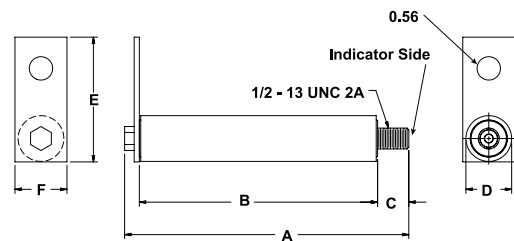
## Amp-Trap® and 9F60 Series

### 3.0 kV Capacitor Fuses Amp-Trap Series

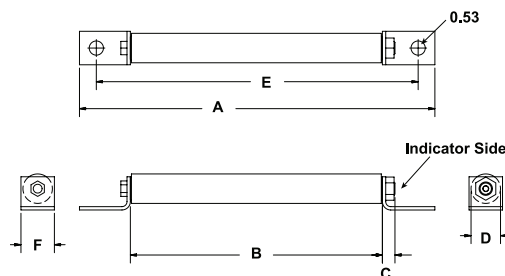
| Catalog Number  | Ampere Rating | Melting I <sup>2</sup> t (kA <sup>2</sup> s) | Maximum 1 Clearing I <sup>2</sup> t (kA <sup>2</sup> s) | Maximum 1 Phase Interrupting Rating | Overall Length Inches (mm) | Tube Length Inches (mm) | Ind. Housing Inches (mm) | Body Dia Inches (mm) | Bracket Dimensions Inches (mm) |             |
|---|---------------|--|---|-------------------------------------|----------------------------|-------------------------|--------------------------|----------------------|--------------------------------|-------------|
| 3.0 kV Max Type 10 inner thread to screw                |               |  |   |                                     | A                          | B                       | C                        | D                    | E                              | F           |
| A300C50-10  | 60            | 12   | 35  | 50 kA @3000V<br>RMS Sym             | 10.16 (258.1)              | 9.33 (237.0)            | .75 (19.1)               | 1.10 (27.9)          |                                |             |
| A300C60-10  | 75            | 18   | 65  |                                     |                            |                         |                          |                      |                                |             |
| A300C75-10  | 95            | 26   | 80  |                                     |                            |                         |                          |                      |                                |             |
| A300C95-10  | 100           | 45   | 140   |                                     |                            |                         |                          |                      |                                |             |
| A300C100-10   | 115           | 45   | 140   |                                     | 10.16 (258.1)              | 9.33 (237.0)            | .75 (19.1)               | 1.42 (36.0)          |                                |             |
| A300C115-10   | 125           | 60   | 200   |                                     |                            |                         |                          |                      |                                |             |
| A300C125-10   | 130           | 75   | 260   |                                     |                            |                         |                          |                      |                                |             |
| A300C130-10   | 150           | 75   | 260   |                                     |                            |                         |                          |                      |                                |             |
| A300C150-10   | 175           | 105  | 350   |                                     |                            |                         |                          |                      |                                |             |
| A300C175-10   |               | 165  | 530   |                                     |                            |                         |                          |                      |                                |             |
| 3.0 kV Max Type 20 screw to bolt (flat bracket)         |               |  |   |                                     |                            |                         |                          |                      |                                |             |
| A300C50-20  | 60            | 12   | 35  | 50 kA @3000V<br>RMS Sym             | 10.59 (269.1)              | 9.33 (237.0)            | .75 (19.1)               | 1.10 (27.9)          | 3.00 (76.2)                    | 1.25 (31.8) |
| A300C60-20  | 75            | 18   | 65  |                                     |                            |                         |                          |                      |                                |             |
| A300C75-20  | 95            | 26   | 80  |                                     |                            |                         |                          |                      |                                |             |
| A300C95-20  | 100           | 45   | 140   |                                     |                            |                         |                          |                      |                                |             |
| A300C100-20   | 115           | 45   | 140   |                                     | 10.59 (269.0)              | 9.33 (237.0)            | .75 (19.1)               | 1.42 (36.0)          | 3.00 (76.2)                    | 1.25 (31.8) |
| A300C115-20   | 125           | 60   | 200   |                                     |                            |                         |                          |                      |                                |             |
| A300C125-20   | 130           | 75   | 260   |                                     |                            |                         |                          |                      |                                |             |
| A300C130-20   | 150           | 75   | 260   |                                     |                            |                         |                          |                      |                                |             |
| A300C150-20   | 175           | 105  | 350   |                                     |                            |                         |                          |                      |                                |             |
| A300C175-20   |               | 165  | 530   |                                     |                            |                         |                          |                      |                                |             |
| 3.0 kV Max Type 60 bolt (L bracket) to bolt (L bracket) |               |  |   |                                     |                            |                         |                          |                      |                                |             |
| A300C50-60  | 60            | 12   | 35  | 50 kA @3000V<br>RMS Sym             |                            |                         |                          |                      |                                |             |
| A300C60-60  | 75            | 18   | 65  |                                     |                            |                         |                          |                      |                                |             |
| A300C75-60  | 95            | 26   | 80  |                                     |                            |                         |                          |                      |                                |             |
| A300C95-60  | 100           | 45   | 140   |                                     |                            |                         |                          |                      |                                |             |
| A300C100-60   | 115           | 45   | 140   |                                     | 13.27 (337.1)              | 9.41 (239.0)            | .47 (11.9)               | 1.42 (36.0)          | 12.02 (305.2)                  | 1.25 (31.8) |
| A300C115-60   | 125           | 60   | 200   |                                     |                            |                         |                          |                      |                                |             |
| A300C125-60   | 130           | 75   | 260   |                                     |                            |                         |                          |                      |                                |             |
| A300C130-60   | 150           | 75   | 260   |                                     |                            |                         |                          |                      |                                |             |
| A300C150-60   | 175           | 105  | 350   |                                     |                            |                         |                          |                      |                                |             |
| A300C175-60   |               | 165  | 530   |                                     |                            |                         |                          |                      |                                |             |



Type 10



Type 20



Type 60