



LEDTECH ELECTRONICS CORP.

NANYA ROAD, MUGANG ZHAOQING
CITY GUANGDONG CHINA.

TEL: 86-758-2875541, 2870651, 2877464, 2876185, 2877017

FAX: 86-758-2878014

[Http://www.ledtech.com.tw](http://www.ledtech.com.tw)

SPECIFICATION

PART NO. : LY11BE-G
LED BACKLIGHT



Approved by

Checked by

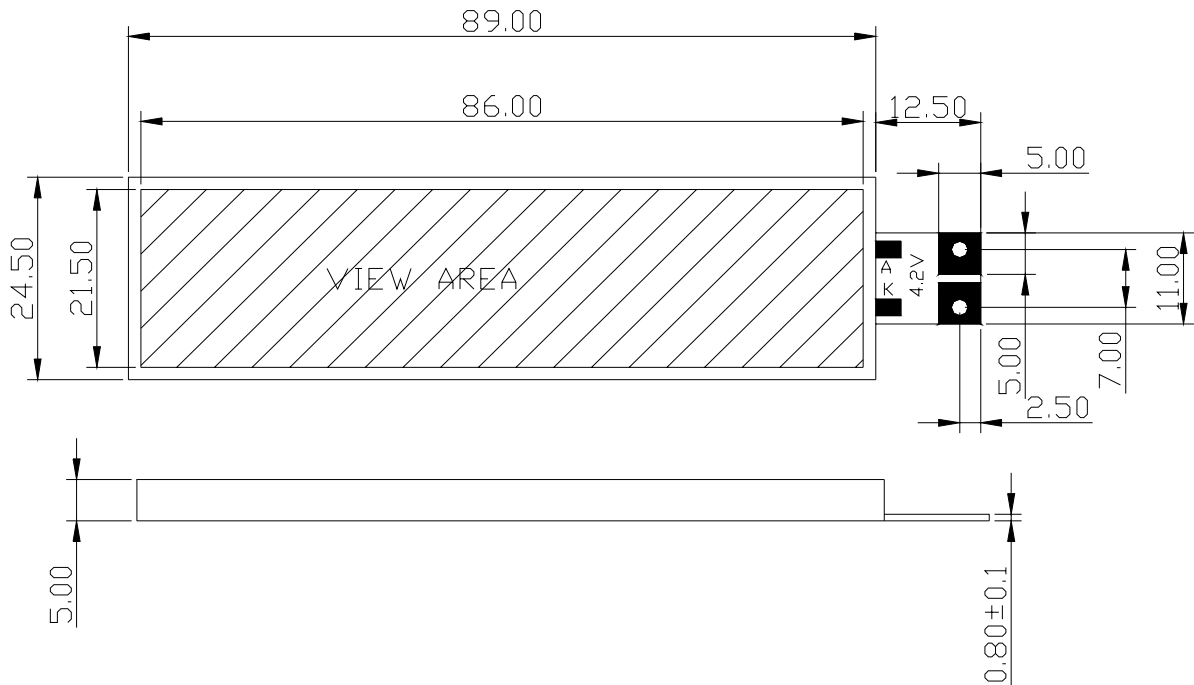
Prepared by

TUNG

SUNNY

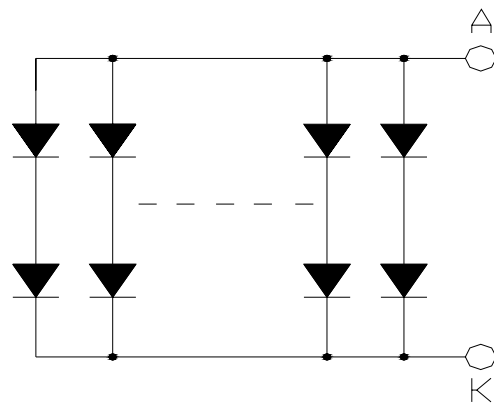
STAR

Dimensions



1. All dimensions are in millimeters.
2. Tolerance is $\pm 0.25\text{mm}$ unless otherwise noted.

Internal Circuit Diagram



A:ANODE K:CATHODE
 LED NUMBERS: $2 \times 4 = 8$

**LY11BE-G****LED BACKLIGHT****Description**

Part No.	LED Chip	
	Material	Emitting Color
LY11BE-G	GaP/GaP	Yellow Green

Absolute Maximum Ratings at Ta=25 °C

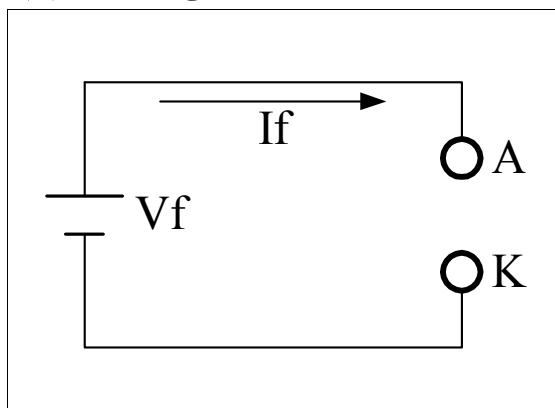
Parameter	Symbol	Rating	Unit
Power Dissipation	PD	2.016	W
Pulse Current(1/10Duty Cycle,0.1ms Pulse Width.)	IFP	100	mA
Forward Current	IF	420	mA
Reverse (Leakage)Current	Ir	210	uA
Reverse Voltage	VR	10	V
Operating Temperature Range	Topr.	-20 to +70	°C
Storage Temperature Range	Tstg.	-30 to +80	°C
Soldering Iron Temp.(1.6mm from seating plane)		350 for 3s MAX.	°C

Electrical and Optical Characteristics:

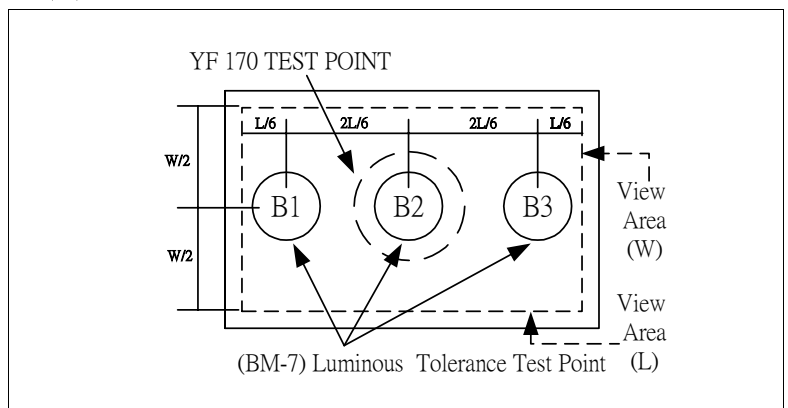
Parameter	Symbol	Condition	Min.	Typ.	Max.	Unit
Luminous Intensity	Iv	IF=210mA	140	230	-	cd/m ²
Forward Voltage	Vf	IF=210mA	3.8	4.1	4.8	V
Luminous Uniformity		IF=210mA	70	-	-	%
Dominant Wavelength	λd	IF=20mA/per chip	570	571	575	nm
Reverse Current Per Chip (Leakage Current Per Chip)	Ir	Vr=5V	-	-	10	μA
Spectrum Line Halfwidth	$\Delta\lambda$	IF=20mA/per chip	-	30	-	nm

Remark

★1. Testing Method



★2. Measured Method



(1) The test equipment is "TOPCON"BM-7 . Field (θ) $\square = 2^\circ$ $\square \nabla = 1^\circ$ $\square = 0.2^\circ$

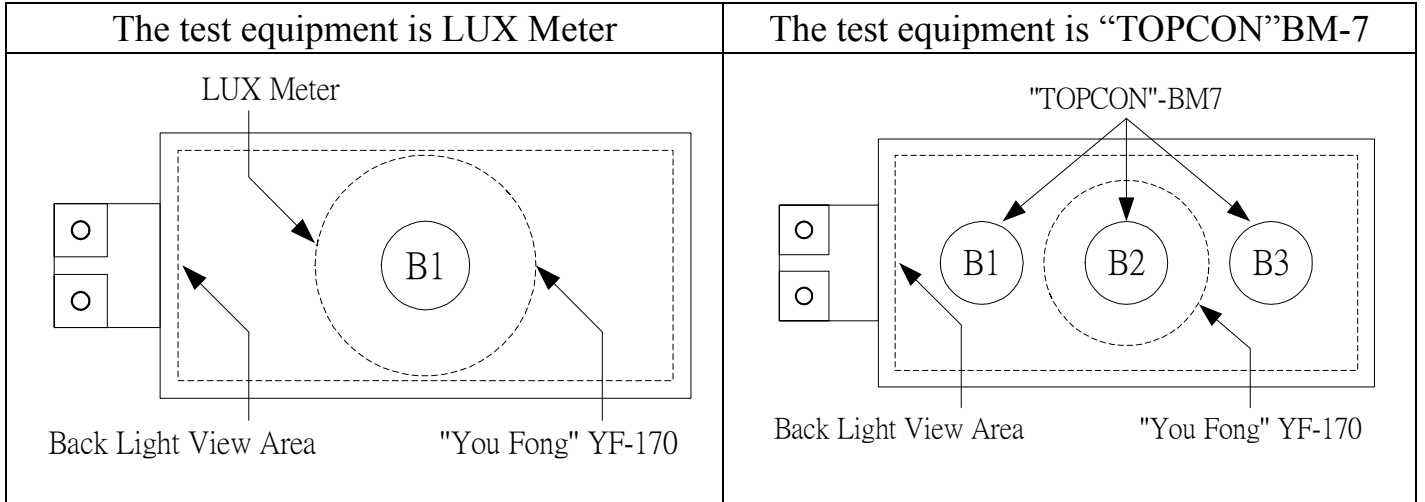
(2)The "TOPCON"BM-7 test position of luminous intensity is B1~B3.

★3. The "TOPCON"BM-7 test

Position of luminous Uniformity =
$$\frac{B(\text{MIN.})}{B(\text{MAX.})} \times 100\%$$

(附表一)

電性、輝度量測表



TEST CONDITIONS : $V_{in} = 4.2V$, $I_f = 210\text{ mA}$ $T_a = 25^\circ\text{C}$

(1) The test equipment is "TOPCON"BM-7 Field (θ) =1° =0.2° =0.1

NO	VF	If (mA)	Location(CD/m ²)						AVG	Uniornity (%)
			B1	B2	B3	B4	B5	B6		
1	4.15	210	243	266	234	-	-	-	248	88
2	4.14	210	267	285	261	-	-	-	271	91
3	4.15	210	236	267	240	-	-	-	248	88
4	4.15	210	232	259	237	-	-	-	243	89
5	4.14	210	290	292	260	-	-	-	280	89

缺點合計： 0

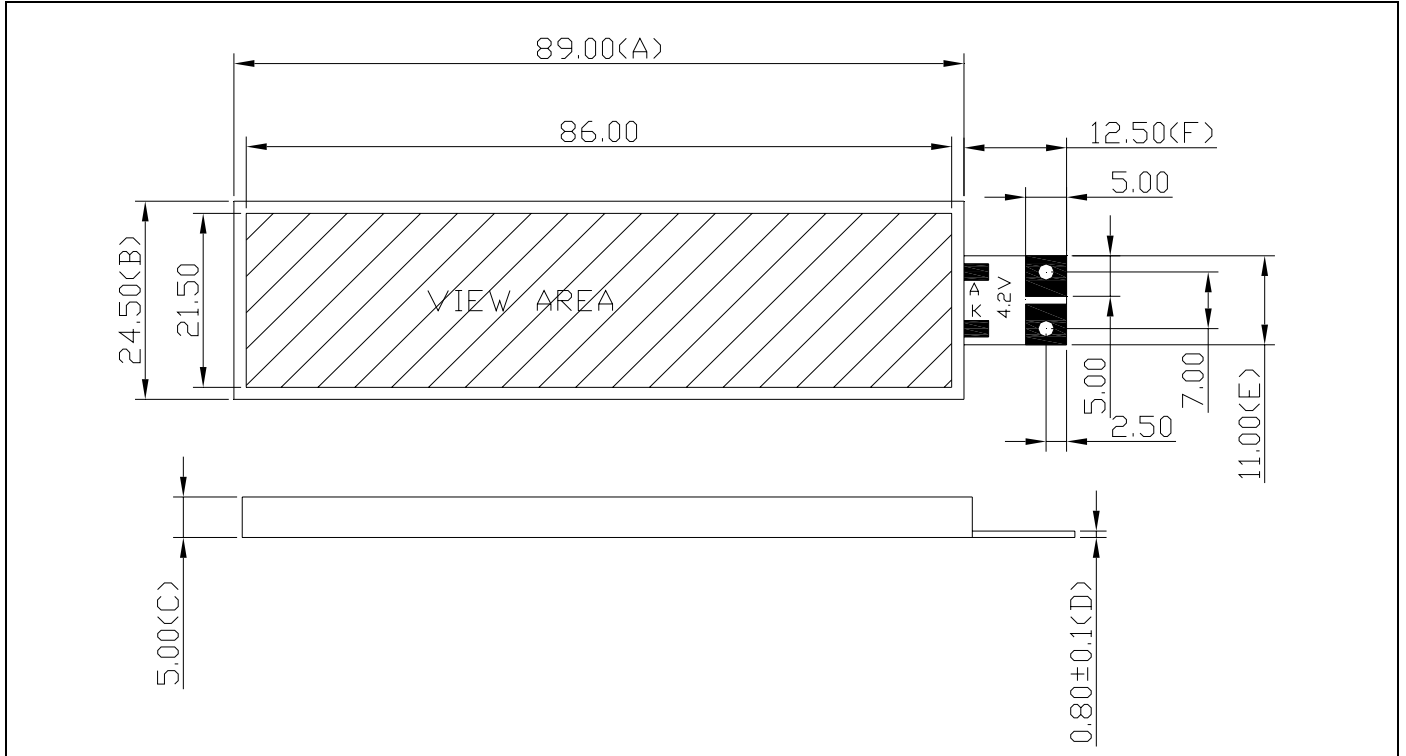
次缺點合計： 0

結果判定： 合格 不合格

(附表二)

外觀尺寸量測記錄表

TC = 25°C



NIT : (mm)						
Specification	NO	1	2	3	4	5
89.0±0.25	A	89.03	89.02	89.05	89.01	89.03
24.5±0.25	B	24.43	24.46	24.40	24.47	24.44
5.0±0.25	C	5.16	5.17	5.10	5.13	5.14
0.8±0.1	D	0.88	0.86	0.87	0.86	0.88
12.5±0.25	E	12.44	12.46	12.40	12.48	12.47
11±0.25	F	11.11	11.10	11.13	11.12	11.10

主缺點合計： 0 次缺點合計： 0

結果判定： 合格 不合格