

Sensor-actuator cable



Field-attachable connectors



Features

- Built-in LED, as operating and function indicator
- Knurled nut suitable for tool mounting
- Mechanical detent for vibration protection
- Gold-plated and machined contacts
- Degree of protection IP67 / IP68 / IP69K

Junction blocks

Sensor-actuator splitters

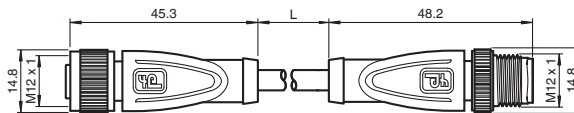
Sensor-actuator receptacles

Data connectors

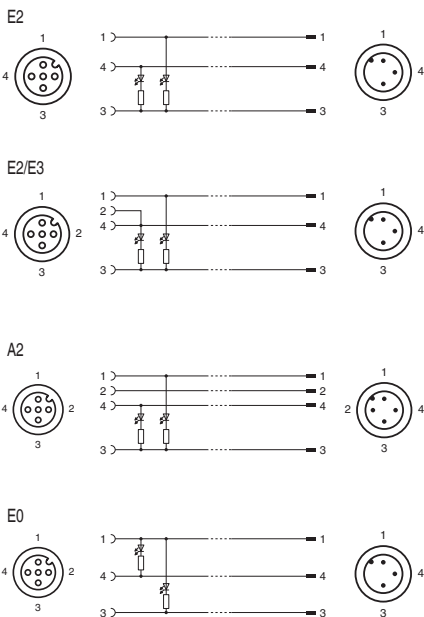
Technical data

Number of pins	3 (E2, E0)	4 (E2/E3)	4 (A2)
Display/controls			
Green LED	Operating display		
Yellow LED	NO contact function display	NO/NC contact function display	NO contact function display
Electrical data			
Operating voltage U_B	Max. 24 V DC \pm 15%		
Operating current	Max. 4 A		
Volume resistance	< 5 m Ω		
Ambient conditions			
Ambient temperature	-40 ... 90 °C for body Information on cable quality can be found beginning on page 10		
Degree of pollution	3		
Mechanical data			
Contact elements	Spring-loaded contact sockets		
Pin diameter	1 mm		
Degree of protection	IP67 / IP68 / IP69K		
Materials			
Contacts	CuSn / Au		
Contact surface	Au		
Body	TPU, transparent/black		
Coupling nut	Die-cast zinc		
Push-on sleeve	Die-cast zinc		
Approvals and certificates of compliance			
UL file number	E231213 The use of UL-approved cable is a prerequisite for UL approval		

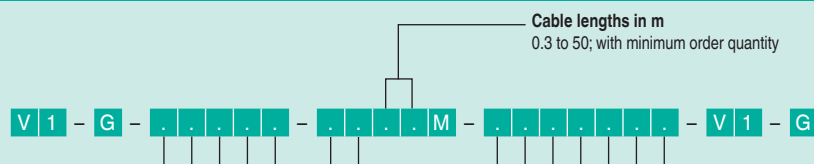
Dimensions



Electrical connection



Order codes



- Cable quality**
- PVC: PVC, gray (0.34 mm²)
 - BK PVC-U: PVC, UL-approved, black (0.34 mm²)
 - YE PVC-U: PVC, UL-approved, yellow (0.34 mm²)
 - PUR: PUR, halogen-free, gray (0.34 mm²)
 - BK PUR-U: PUR, halogen-free, shielded, UL-approved, black (0.34 mm²)
 - YE PUR-U: PUR, halogen-free, UL-approved, yellow (0.34 mm²)
 - PUR H/S: PUR, halogen-free, irradiated, orange (0.34 mm²)
 - OR POC: POC, weld-spatter resistant, orange (0.34 mm²)

	E2	E2/E3	A2	E0
●	○	○	○	○
○	○	○	○	○
○	○	○	○	○
○	○	○	○	○
○	○	○	○	○
-	○	○	○	○
-	○	○	○	○

- Standard, available in stock
- Available, minimum order quantity applies in some cases
- Not available

- Number of pins**
- E2: 3-pin
 - E2/E3: 4-pin (2+4 bridged)
 - A2: 4-pin
 - E0: 3-pin (NPN)