



Model Number

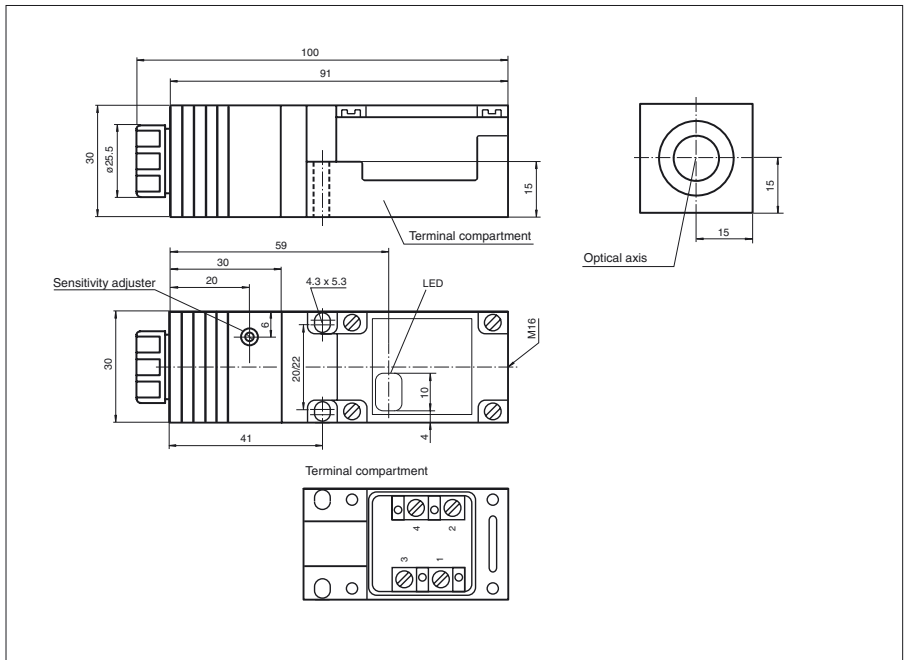
OJ500-M1K-E23

Fiber optic sensor
with terminal compartment

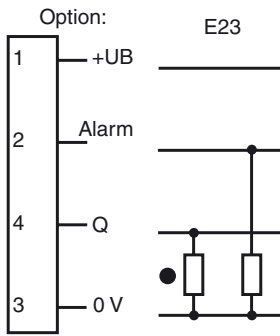
Features

- Light/dark ON parameterisable
- Adjustable sensor head

Dimensions

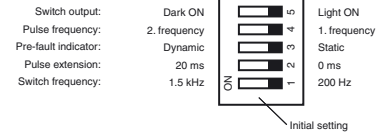


Electrical connection



- = Light on
- = Dark on

Selector switches in terminal compartment



Release date: 2012-10-01 10:13 Date of issue: 2012-10-01 018937_eng.xml

Subject to modifications without notice

Pepperl+Fuchs Group
www.pepperl-fuchs.com

USA: +1 330 486 0001
fa-info@us.pepperl-fuchs.com

Germany: +49 621 776-4411
fa-info@pepperl-fuchs.com

Copyright Pepperl+Fuchs
Singapore: +65 6779 9091
fa-info@sg.pepperl-fuchs.com

Technical data

General specifications

Sensor range	up to 100 mm (LMR 18-3,2-1,0-K4)
Detection range	up to 600 mm (LME 18-2,3-0,5-K3)
Light source	LED
Light type	modulated infrared light
Approvals	CE
Ambient light limit	40000 Lux
Temperature influence	≤ 0.5 mm/K

Indicators/operating means

Operating display	LED green
Function display	LED yellow: switching state LED red: stability control (flashing)
Controls	programming switch: bright/dark changeover switch selection of the operating frequency selection of the switching frequency pulse extension stability control dynamic/static
Controls	Detection range adjuster

Electrical specifications

Operating voltage	U_B	10 ... 30 V DC
Ripple		10 %
No-load supply current	I_0	≤ 35 mA

Output

Pre-fault indication output	1 PNP, active when falling short of the stability control	
Switching type	light/dark on	
Signal output	1 PNP output, short-circuit protected, reverse polarity protected, open collector	
Switching voltage	max. 30 V DC	
Switching current	≤ 200 mA	
Switching frequency	f	≤ 1.5 kHz / 200 Hz switchable
Response time		≤ 0.3 ms at 1.5 kHz ≤ 2.5 ms at 200 Hz
Timer function		pulse extension 20 ms, switchable

Standard conformity

Standards	EN 60947-5-2
-----------	--------------

Ambient conditions

Ambient temperature	-25 ... 70 °C (-13 ... 158 °F)
Storage temperature	-40 ... 80 °C (-40 ... 176 °F)

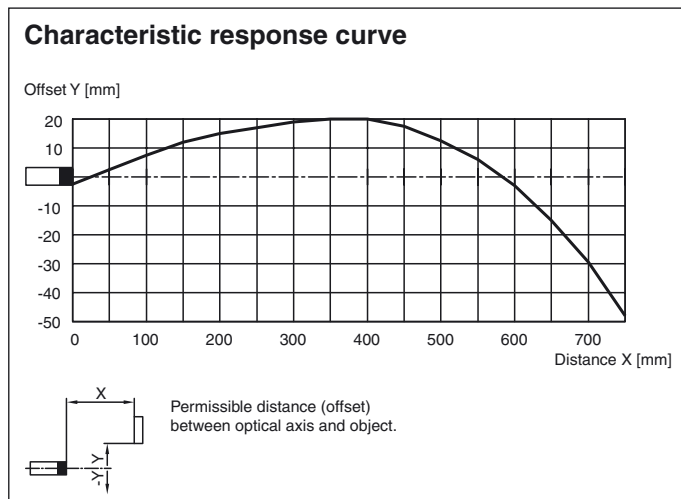
Mechanical specifications

Protection degree	IP67
Connection	M16 terminal compartment, core cross-section ≤ 2.5 mm ²
Material	
Housing	PBT
Optical face	Scratch resistant mineral glass lens
Mass	100 g

Approvals and certificates

CCC approval	Products with a maximum operating voltage of ≤36 V do not bear a CCC marking because they do not require approval.
--------------	--

Curves/Diagrams



Accessories

LMR 18-3,2-0,5-K1

Glass fiber optic - diffuse with metal covering

LCR 18-3,2-0,5-K5

Glass fiber optic - diffuse with PVC covering

LMR 18-3,2-0,5-K4

Glass fiber optic - diffuse with metal covering

LME 18-2,3-0,5-K1

Glass fiber optic - thru-beam with metal covering

LME 18-2,3-0,5-K3

Glass fiber optic - thru-beam with metal covering

LME 18-2,3-0,5-K5

Glass fiber optic - thru-beam with metal covering

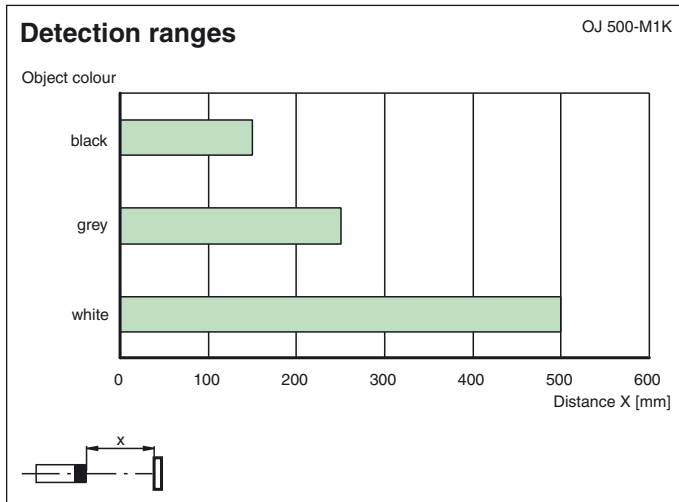
LSE 18-2,3-0,5-K9

Glass fiber optic - thru-beam with silicon covering

LME 18-1,9-0,5-K9

Glass fiber optic - thru-beam with metal covering

Other suitable accessories can be found at www.pepperl-fuchs.com



Release date: 2012-10-01 10:13 Date of issue: 2012-10-01 018937_eng.xml

Subject to modifications without notice

Pepperl+Fuchs Group
www.pepperl-fuchs.com

USA: +1 330 486 0001
fa-info@us.pepperl-fuchs.com

Germany: +49 621 776-4411
fa-info@pepperl-fuchs.com

Copyright Pepperl+Fuchs
Singapore: +65 6779 9091
fa-info@sg.pepperl-fuchs.com