



Model Number

LA61/LK61-Z/31/115

Thru-beam sensor
with fixed cable

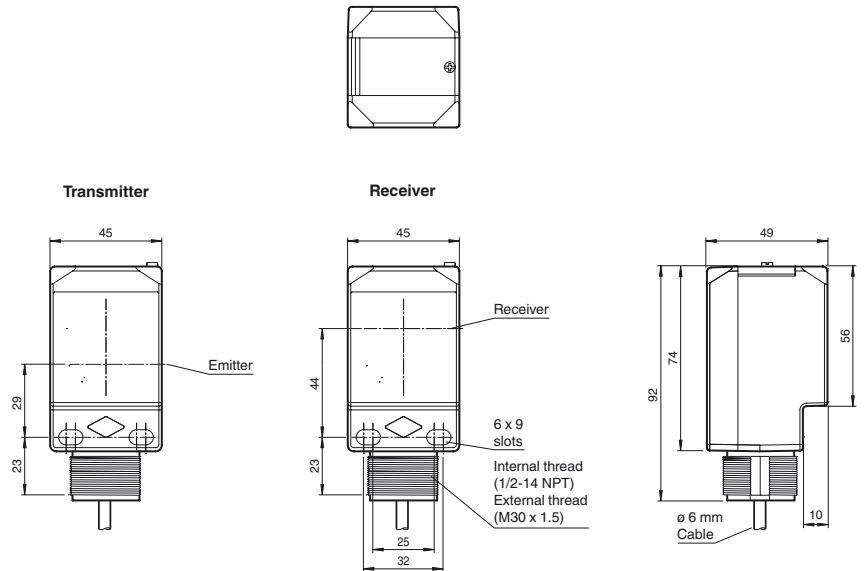
Features

- Cost-optimized series for standard tasks in a special design
- Compact design
- Wide range of mounting options thanks to cubic housing design with M30 thread
- 360° high visibility LEDs
- Programmable ON-delay, OFF-delay, and One-shot timers
- Version for universal voltages
- Relay output

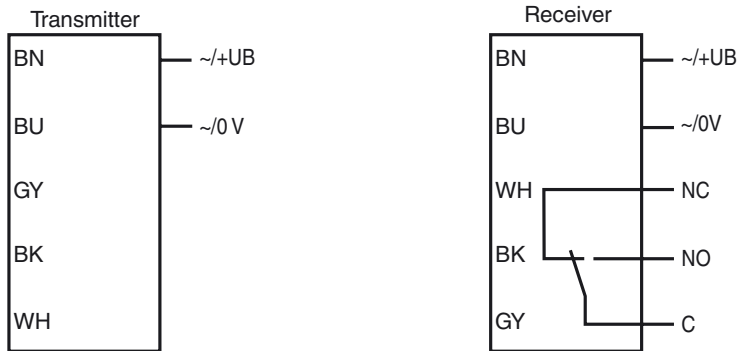
Product information

The Series 61 sensor family is a comprehensive product line, offering five sensing modes. Each sensor is equipped with four LEDs that are highly visible from all directions, indicating Power-On, target presence and marginal excess gain. The widely recognized, polycarbonate housing provides a IP67 protection degree rating. Color-coded labels are clearly printed on the housing to easily identify the sensing mode. DC models offer a 4-in-1 output while AC/DC models have a SPDT relay output rated to 3 A. All versions come standard with an integral multifunction timer, sensitivity adjustment and Light-ON/Dark-ON switch. Series 61 sensors are cross-talk protected and have a high degree of resistance to ambient lighting. Each sensor can be mounted via front and rear slots, rear dovetail guide or M30 x 1.5 mounting base. Additionally, cabled sensor models provide 1/2" - 14 NPT internal threads for use with flexible conduit.

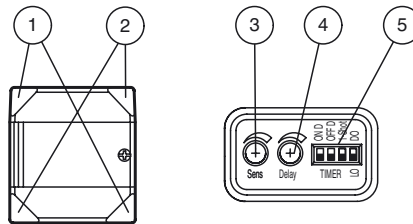
Dimensions



Electrical connection



Indicators/operating means



1	Operating display	green
2	Signal display	yellow
3	Sensing range adjuster	
4	Time adjuster	
5	DIP-switches	

Release date: 2014-11-10 11:56 Date of issue: 2014-11-10 913912_eng.xml

Refer to "General Notes Relating to Pepperl+Fuchs Product Information".

Pepperl+Fuchs Group
www.pepperl-fuchs.com

USA: +1 330 486 0001
fa-info@us.pepperl-fuchs.com

Germany: +49 621 776 4411
fa-info@de.pepperl-fuchs.com

Singapore: +65 6779 9091
fa-info@sg.pepperl-fuchs.com

Technical data**System components**

Emitter	LA61/115
Receiver	LK61-Z/31/115

General specifications

Effective detection range	0 ... 60 m
Threshold detection range	85 m
Light source	IREL
Light type	modulated infrared light , 850 nm
Diameter of the light spot	approx. 1600 mm at a distance of 60 m
Angle of divergence	Emitter: 1.5 ° , Receiver: 1.5 °
Ambient light limit	5000 Lux ; according EN 60947-5-2

Indicators/operating means

Operation indicator	2 LEDs green
Function indicator	2 LEDs yellow Receiver: receiver LED yellow, lights up when light beam is free, flashes when falling short of the stability control ; OFF when light beam is interrupted
Control elements	Light/Dark switch
Control elements	Detection range adjuster
Control elements	Time adjuster (0 ... 10 s)

Electrical specifications

Operating voltage	U_B	24 ... 240 V AC 12 ... 240 V DC
No-load supply current	I_0	≤ 35 mA
Protection class		II , rated voltage ≤ 250 V AC with pollution degree 1-2 according to IEC 60664-1 Output circuit basis insulation of input circuit according to EN 50178, rated insulation voltage 240 V AC
Power consumption	P_0	≤ 2 VA

Output

Switching type	light/dark on, switchable	
Signal output	Relay, 1 alternator	
Switching voltage	max. 240 V AC/DC	
Switching current	max. 3 A	
Switching power	DC: max. 150 W AC: max. 750 VA	
Switching frequency	f	20 Hz
Response time		≤ 25 ms
Timer function		DIP-switch for selection of operating modes

Ambient conditions

Ambient temperature	-40 ... 55 °C (-40 ... 131 °F)
Storage temperature	-40 ... 70 °C (-40 ... 158 °F)

Mechanical specifications

Degree of protection	IP67
Connection	fixed cable
Material	
Housing	PC (glass-fiber-reinforced Makrolon)
Optical face	PMMA
Mass	Emitter: 150 g Receiver: 150 g
Tightening torque, fastening screws	< 2 Nm

Compliance with standards and directives

Standard conformity	
Product standard	EN 60947-5-2:2007 IEC 60947-5-2:2007

Approvals and certificates

UL approval	cULus
CCC approval	Certified by China Compulsory Certification (CCC)

Accessories**MPZB01**

Mounting bracket with vertical slots

MPZB02

Mounting bracket with circular slots

MPZB06

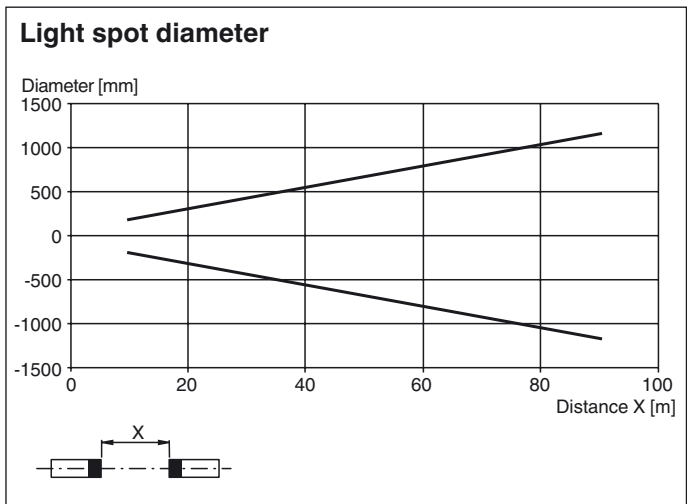
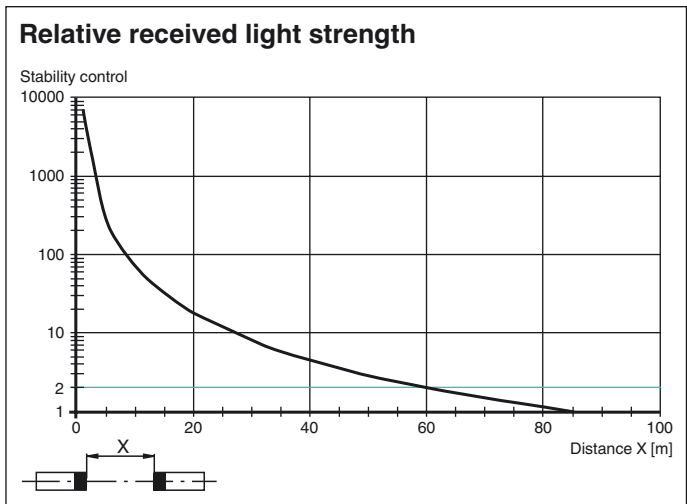
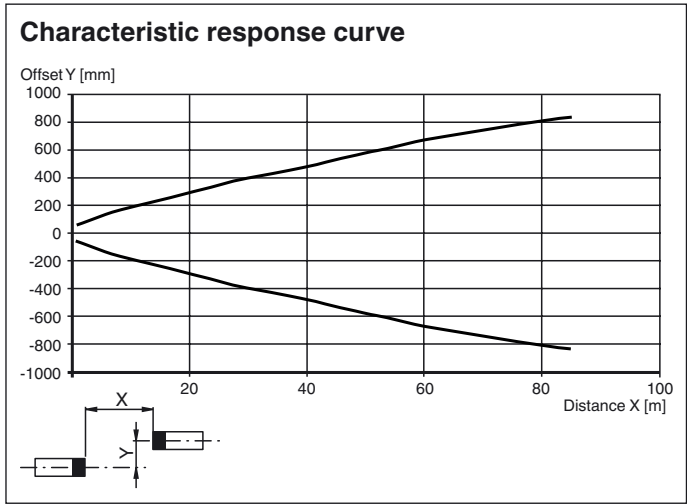
Ball and Swivel Mounting Bracket

MPZB07

Ball and Swivel Vertical Mounting Plate

Other suitable accessories can be found at www.pepperl-fuchs.com

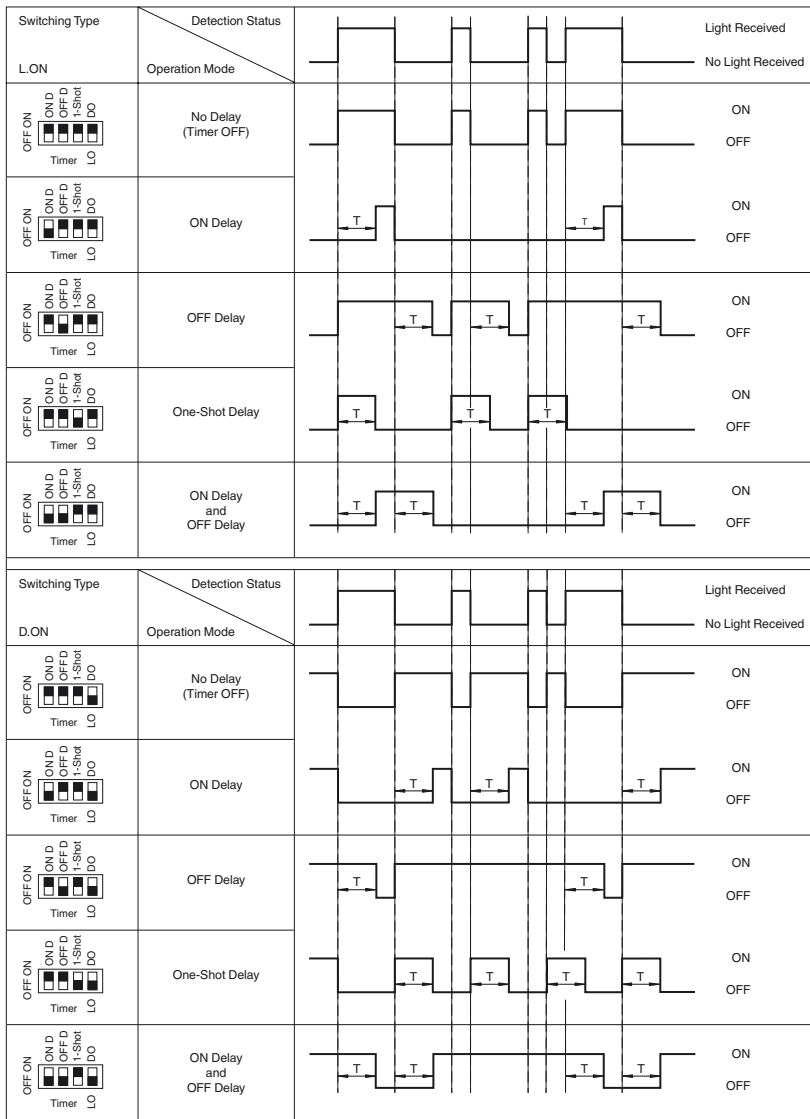
Curves/Diagrams



Release date: 2014-11-10 11:56 Date of issue: 2014-11-10 913912_eng.xml

Refer to "General Notes Relating to Pepperl+Fuchs Product Information".

Timer Functions



Time (T) is adjustable from 0 to 10 s

Release date: 2014-11-10 11:56 Date of issue: 2014-11-10 913912_eng.xml