

62
Spec 2.1

Model number

VBA-2E1A-CB-N/E2-S

Printed circuit board module
2 NAMUR inputs and 1 electronic output

Features

- A/B slave with extended addressing possibility for up to 62 slaves
- Communication monitoring
- Inputs according to NAMUR in acc. with EN 60947-5-6
- Power supply of inputs and the output from AS-Interface
- Function display for bus and inputs
- Lead breakage and short-circuit monitoring of the output
- Connection via screw terminals

Function

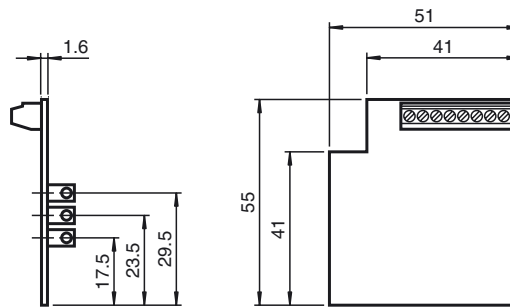
The AS-Interface I/O Module VBA-2E1A-CB-N/E2-S is an AS-Interface printed circuit board module with 2 inputs and one output. NAMUR sensors can be connected to the inputs. The printed circuit board module is designed for the integration into a customer-specific electronics.

The current switching state of each input channel is indicated by a yellow LED. The electronic output has an overload limit as well as a lead breakage and short circuit monitoring.

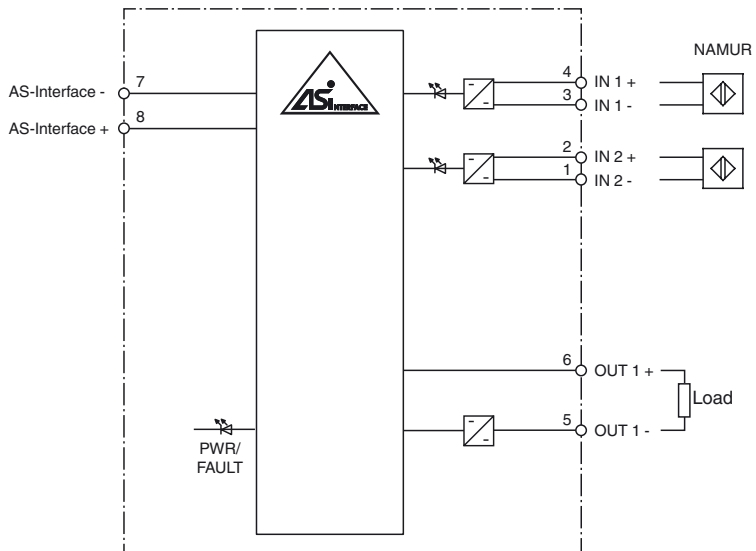
Another LED indicates operating voltage and communication or peripheral failures (short-circuit, lead breakage). In case of a peripheral failure the communication via AS-Interface continues.

The printed circuit board is powered completely via AS-Interface. The inputs and the output are short-circuit and overload-proof. Screw terminals are used for connection.

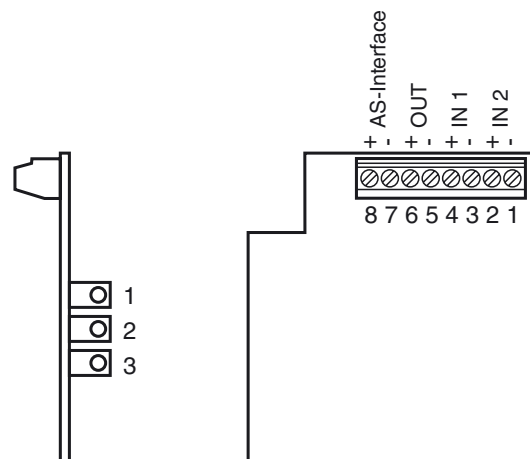
Dimensions



Electrical connection



Indicating / Operating means



Release date: 2008-08-07 15:51 Date of issue: 2014-01-13 127548_eng.xml

Technical data**General specifications**

Slave type	A/B slave
------------	-----------

Indicators/operating means

LED PWR/FAULT	dual LED green/red LED 1 green: AS-Interface voltage OK LED 1 red: communication error or address is 0 LED 1 green/red flashing: short-circuit or lead breakage
LED IN	2 LEDs yellow; LED 2 yellow illuminated: switching state IN1 ON, otherwise OFF LED 3 yellow illuminated: switching state IN2 ON, otherwise OFF

Electrical specifications

Rated operating voltage	U_e	26.5 ... 31.6 V from AS-Interface
Rated operating current	I_e	≤ 40 mA (without sensors) / max. 150 mA
Protection class		III

Input

Number/Type	2 inputs for NAMUR Sensors
Supply	from AS-Interface
Voltage	8 V
Input current	≤ 8 mA (limited internally)
Switching point	OFF ≤ 1.2 mA ON ≥ 2.1 mA according to DIN EN 60947-5-6

Output

Number/Type	1 electronic output, switched low, overload and short-circuit proof, lead breakage and short-circuit monitored
Supply	from AS-Interface
Current	max. 100 mA
Voltage	21 ... 31 V

Programming instructions

Profile	S-D.A.E
IO code	D
ID code	A
ID1 code	7
ID2 code	E

Data bits (function via AS-Interface)	input	output
D0	-	OUT1
D1	-	-
D2	IN1	-
D3	IN2	-

Parameter bits (programmable via AS-i) function

P0	not used
P1	not used
P2	not used
P3	not used

Ambient conditions

Ambient temperature	-25 ... 60 °C (-13 ... 140 °F)
Storage temperature	-25 ... 85 °C (-13 ... 185 °F)

Mechanical specifications

Protection degree	IP20 (completely fitted) according to EN 60529
Connection	screw terminal strip max. conductor cross section 1 mm ²
Mass	20 g

Accessories**VBP-HH1-V3.0-KIT**

AS-Interface Handheld with accessory

VBP-HH1-V3.0

AS-Interface Handheld

VAZ-PK-1,5M-V1-G

Adapter cable module/hand-held programming device