

KEY FEATURES

- Enclosed Switching Power Supply
- Universal Input: 90-264 VAC
- Single Output
- 5 VDC to 48 VDC Output
- 3000 VAC Input to Output Isolation
- Din Rail Kit For Optional
- 3-Year Product Warranty

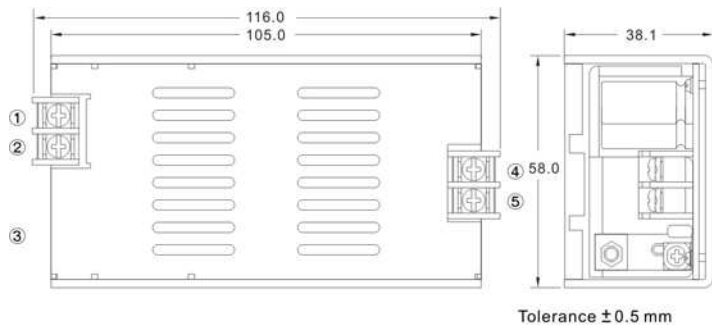


ELECTRICAL SPECIFICATIONS

| Model No. | AES60E-5S | AES60E-9S | AES60E-12S | AES60E-15S | AES60E-24S | AES60E-48S |
|---|---|-----------|------------|------------|------------|------------|
| Max Output Wattage (W) | 50W | 60W | 60W | 60W | 60W | 60W |
| Input | Voltage | | | | | |
| | 90-264 VAC or 120-370 VDC | | | | | |
| | Frequency (Hz) | | | | | |
| | 47-63 Hz | | | | | |
| | Current (Full load) | | | | | |
| 2 A max. (115 VAC) / 1 A max. (230 VAC) | | | | | | |
| Inrush Current (<2ms) | | | | | | |
| 30 A max. (115 VAC) / 50 A max. (230 VAC) | | | | | | |
| Leakage Current | | | | | | |
| 0.5 mA max. | | | | | | |
| Output | Voltage (V.DC.) | | | | | |
| | 5V | 9V | 12V | 15V | 24V | 48V |
| | Voltage Accuracy | | | | | |
| | ±2% | | | | | |
| | Current (mA) max | | | | | |
| | 10,000 | 6,660 | 5,000 | 4,000 | 2,500 | 1,250 |
| | Line Regulation (LL-HL) (typ.) | | | | | |
| | ±1% | | | | | |
| | Load Regulation (5-100%) (typ.) | | | | | |
| | ±1% | | | | | |
| | Minimum Load | | | | | |
| | 1% | | | | | |
| Maximum Capacitive Load | | | | | | |
| 470-23,000µF depending on model | | | | | | |
| Ripple | | | | | | |
| <0.2% Vout +40mV max (Vp-p) | | | | | | |
| Noise | | | | | | |
| <0.5% Vout +50mV max (Vp-p) | | | | | | |
| Efficiency (at 230V) | | | | | | |
| 82% | 84% | 86% | 86% | 86% | 86% | |
| Trim | | | | | | |
| ±10% | | | | | | |
| Hold-up Time | | | | | | |
| 10 ms min. | | | | | | |
| Protection | Over Power Protection | | | | | |
| | Auto recovery | | | | | |
| | Over Voltage Protection | | | | | |
| Zener diode clamp | | | | | | |
| Short Circuit Protection | | | | | | |
| Auto recovery | | | | | | |
| Isolation | Input-Output (V.AC) | | | | | |
| | 3000V | | | | | |
| | Input-FG (V.AC) | | | | | |
| 1500V | | | | | | |
| Output-FG (V.AC) | | | | | | |
| 500V | | | | | | |
| Environment | Operating Temperature | | | | | |
| | -40°C...+70°C (with derating) | | | | | |
| | Storage Temperature | | | | | |
| | -50°C...+85°C | | | | | |
| | Temperature coefficient | | | | | |
| ±0.02%/°C | | | | | | |
| Humidity | | | | | | |
| 95% RH | | | | | | |
| MTBF | | | | | | |
| >130,000 h @ 25°C (MIL-HDBK-217F) | | | | | | |
| Vibration | | | | | | |
| 10~500Hz, 2G 10min./1cycle, 60min. each along X, Y, Z axes. | | | | | | |
| Physical | Dimension (L x W x H) | | | | | |
| | 4.13 x 2.28 x 1.5 Inches (105.0 x 58.0 x 38.1 mm) Tolerance ±0.5 mm | | | | | |
| | Weight | | | | | |
| 260 g | | | | | | |
| Cooling Method | | | | | | |
| Free air convection | | | | | | |
| Safety | Agency Approvals | | | | | |
| CE, UL60950 | | | | | | |
| EMC | EMI (Conducted & Radiated Emission) | | | | | |
| | EN 55022 class B | | | | | |
| EMS (Noise Immunity) | | | | | | |
| EN 55024 | | | | | | |

1. All specifications valid at normal input voltage, full load and +25°C after warm-up time unless otherwise stated.
2. Ripple & Noise are measured at 20MHz of bandwidth with 0.1µF & 47µF parallel capacitor.

MECHANICAL DIMENSION (Top View)

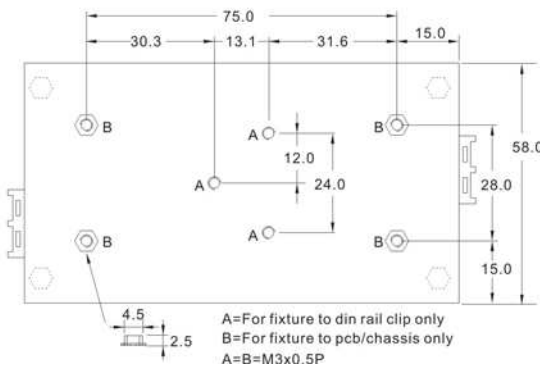



| PIN# | Single |
|------|-----------|
| 1 | AC IN (N) |
| 2 | AC IN (L) |
| 3 | FG |
| 4 | +DC OUT |
| 5 | -DC OUT |

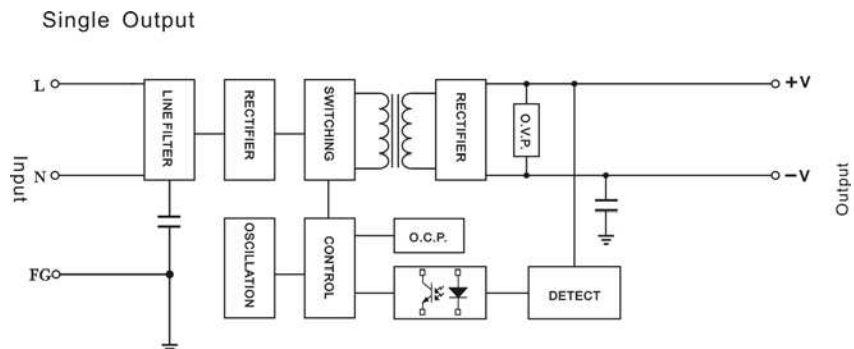
ASSEMBLY INSTRUCTIONS

*U Case T=2.5mm

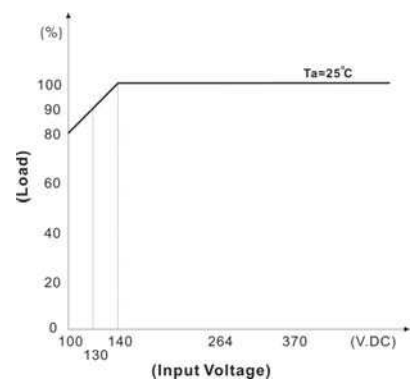
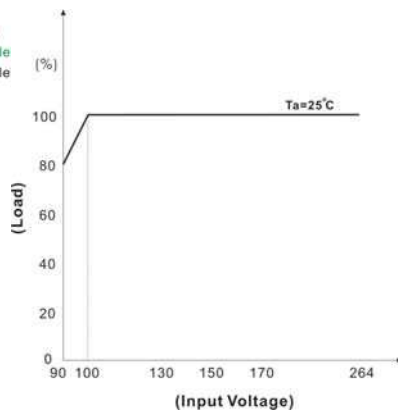
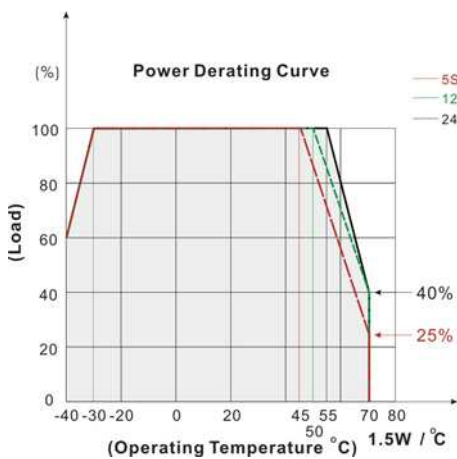
Customer is advised to screw into the threads no more than 2.5mm



BLOCK DIAGRAM

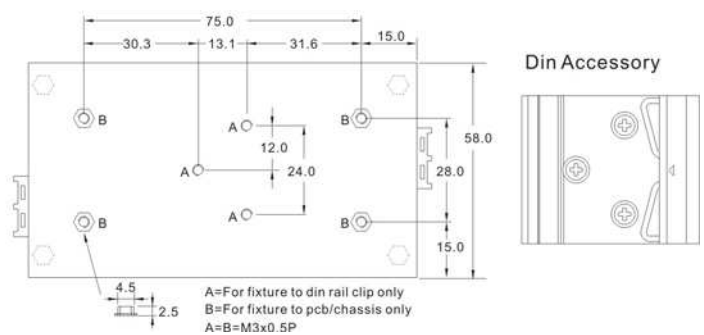
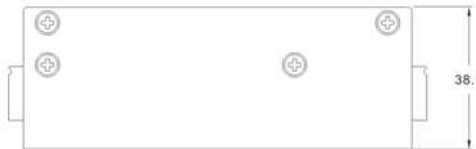
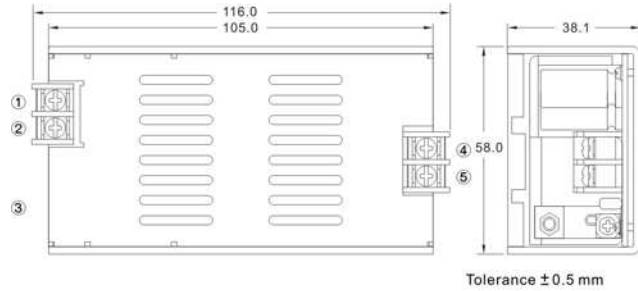


DERATING



Din Rail Kit

AES60E-DRK



| PIN# | Single |
|------|-----------|
| 1 | AC IN (N) |
| 2 | AC IN (L) |
| 3 | FG |
| 4 | +DC OUT |
| 5 | -DC OUT |