




2.54mm Female Header Straight Type H=8.5mm

MATERIAL

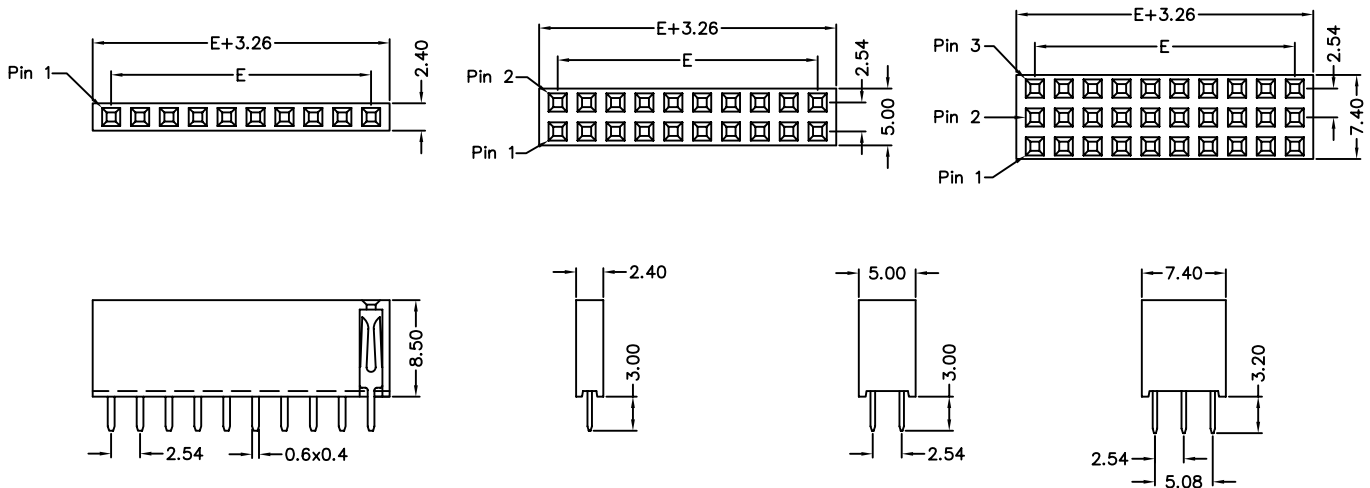
Insulator : High Temperature Polyester
Contact Pin : Brass

SPECIFICATION

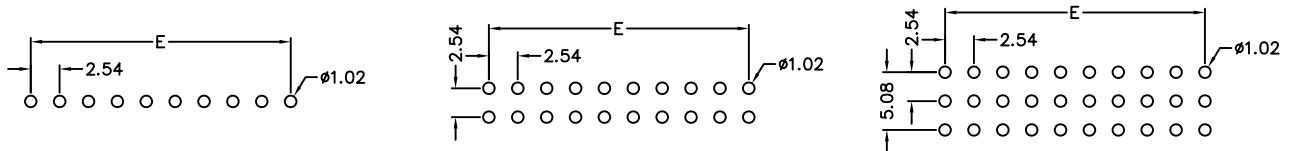
Current Rate : 3 AMP
Insulation Resistance : 5000MΩMin. at DC 500V
Contact Resistance : 20mΩMax. at DC 100mA
Operation Temperature : -40°C to + 105°C



Detail Dimensions



Recommended P.C.B Layout



Order Information

610-x x - xx G B xx
1 2 3 4 5

- 1. 7: Green Product
- 9: Green Product High Temp
- 2. 1: Single row (2~40P)
- 2: Dual rows (2~40P)
- 3: Triple rows (3~40P)
- 3. No. of contacts per row
- 4. G: Gold Flash
- S: Selective Gold Plating

T: Tin Plating
5. Pinrex internal code

Standard Parts
610-x1-xxGB00
610-x2-xxGB00
610-x3-xxGB05

Number Of Contacts

Unit: mm

Poles	DIM E	Poles	DIM E	Poles	DIM E	Poles	DIM E	Poles	DIM E	Poles	DIM E
		8	17.78	15	35.56	22	53.34	29	71.12	36	88.90
2	2.54	9	20.32	16	38.10	23	55.88	30	73.66	37	91.44
3	5.08	10	22.86	17	40.64	24	58.42	31	76.20	38	93.98
4	7.62	11	25.40	18	43.18	25	60.96	32	78.74	39	96.52
5	10.16	12	27.94	19	45.72	26	63.50	33	81.28	40	99.06
6	12.70	13	30.48	20	48.26	27	66.04	34	83.82		
7	15.24	14	33.02	21	50.80	28	68.58	35	86.36		