




# 2.54mm Pin Header Height 7.4mm Straight (Right Angle) Type

## ■ MATERIAL

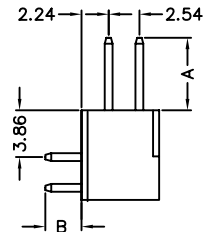
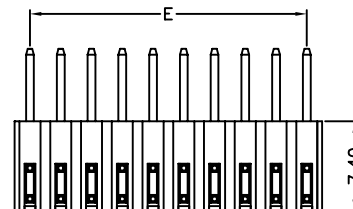
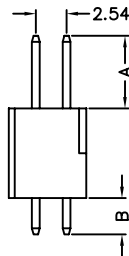
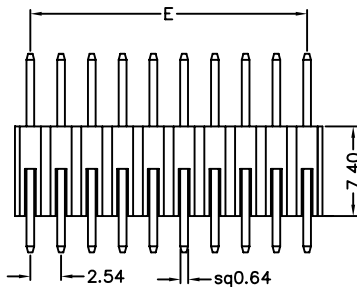
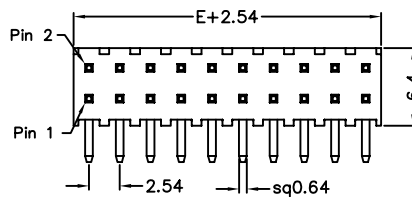
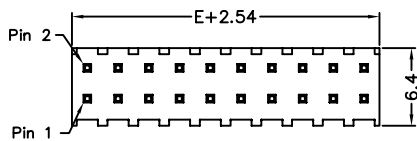
Insulator : Polyester  
Contact Pin : Brass

## ■ SPECIFICATION

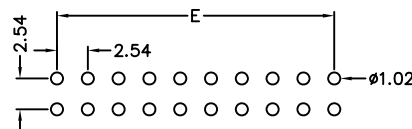
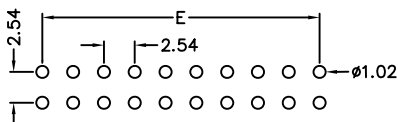
Current Rate : 3 AMP  
Insulation Resistance : 1000MΩMin. at DC 600V  
Contact Resistance : 20mΩMax. at DC 100mA  
Operation Temperature : -40°C to + 105°C



## ■ Detail Dimensions



## ■ Recommended P.C.B Layout



## ■ Order Information

21 x -7 2 - xx G B xx  
1            2 3    4

Standard Parts	DIM A	DIM B
21C-72-xxGB05	6.00	3.00
21D-72-xxGB05	6.00	3.00

1. C: Straight Type  
D: Right Angle Type
2. No. of contacts per row
3. G: Gold Flash  
S: Selective Gold Plating  
T: Tin Plating
4. Pinrex internal code

If you need other dimensions,  
please fill out DIM A/B and  
contact our sales representatives.

DIM A	DIM B

## ■ Number Of Contacts

Unit: mm

Poles	DIM E	Poles	DIM E	Poles	DIM E	Poles	DIM E	Poles	DIM E	Poles	DIM E	Poles	DIM E	Poles	DIM E
		8	17.78	15	35.56	22	53.34	29	71.12	36	88.90				
2	2.54	9	20.32	16	38.10	23	55.88	30	73.66	37	91.44				
3	5.08	10	22.86	17	40.64	24	58.42	31	76.20	38	93.98				
4	7.62	11	25.40	18	43.18	25	60.96	32	78.74	39	96.52				
5	10.16	12	27.94	19	45.72	26	63.50	33	81.28	40	99.06				
6	12.70	13	30.48	20	48.26	27	66.04	34	83.82						
7	15.24	14	33.02	21	50.80	28	68.58	35	86.36						