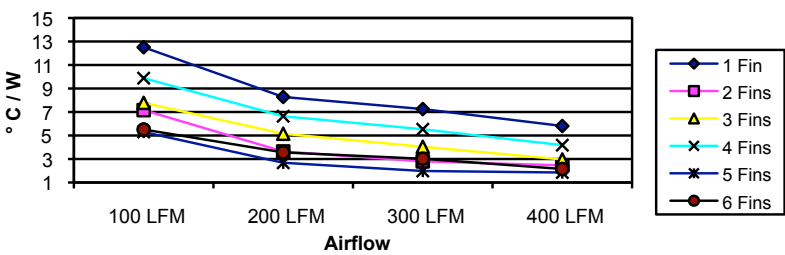



SPECIFICATIONS

Fin Diameter 1.375"





Airflow (LFM)	1 Fin	2 Fins	3 Fins	4 Fins	5 Fins	6 Fins
100	11.19	9.76	8.36	7.74	6.73	5.76
200	7.40	5.72	5.48	4.29	3.42	3.00
300	5.92	4.62	4.08	3.35	2.63	2.29
400	4.70	3.57	3.12	2.83	2.31	2.06



Part Number	# fins	Heatsink Height	Dia Fins (in)	°C/W @100 LFM	°C/W @200 LFM	°C/W @300 LFM	°C/W @400 LFM
CGTT4011	1	0.250	1.375	11.19	7.40	5.92	4.70
CGTT4021	2	0.357	1.375	9.76	5.72	4.62	3.57
CGTT4031	3	0.464	1.375	8.36	5.48	4.08	3.12
CGTT4041	4	0.571	1.375	7.74	4.29	3.35	2.83
CGTT4051	5	0.678	1.375	6.73	3.42	2.63	2.31
CGTT4061	6	0.785	1.375	5.76	3.00	2.29	2.06

Heat Sink Material: Aluminum
 Finish: Blue Anodized
 Clip: UL90 V0 rated, Plastic
 Thermal Pad: Provided





*The thermal data presented is for reference only. The performance can be modified for your specific application.

60 Alhambra Road Ste. 1, Warwick, RI 02886-1445
 401-921-6500 tel • 401-738-6231 fax • sales@cooliance.com
www.cooliance.com