

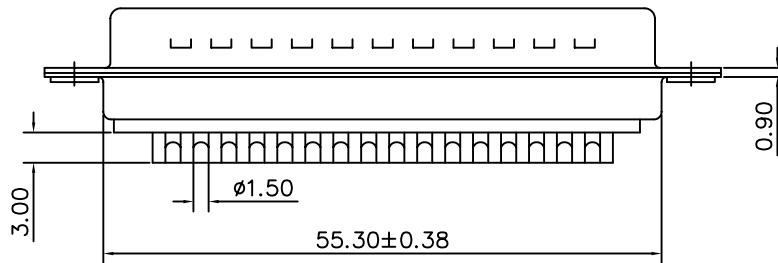
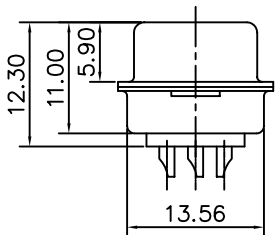
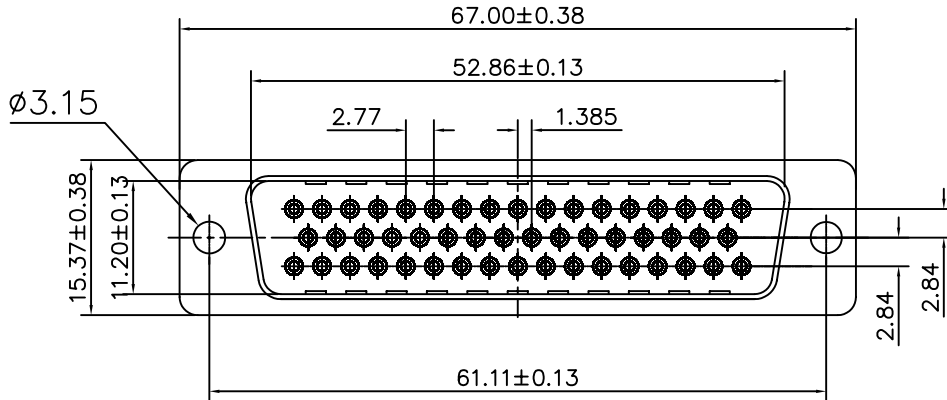
This document is the property of Amphenol Corporation and is delivered on the express condition that it is not to be disclosed, reproduced or used, in whole or in part, for manufacture or sale by anyone other than Amphenol Corporation without its prior consent, & that no right is granted to disclose or to use any information in this document.

4

3

2

1



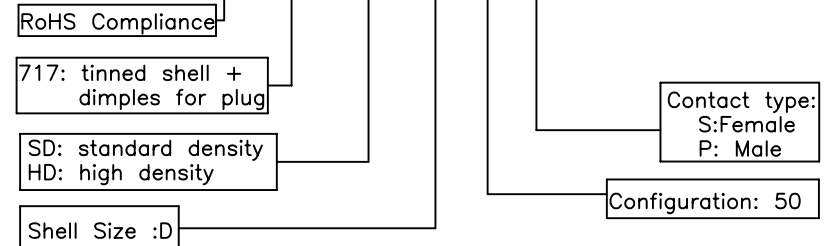
REVISIONS				
SYM	ECN	DESCRIPTION	DATE	APPROVED
A			08/06/07	

**D-SUB TECHNICAL DATA**

SHELL : Steel, 2.5um (100u") min tin over 1.25um (50u") min nickel  
 BODY : Glass filled thermoplastic.  
 Flame retardant to UL94 V-0 Color Black  
 CONTACTS : brass.  
 Gold flash over 1.25um (50u") min nickel  
 ELECTRICAL : Voltage rating :1000 V RMS at 50 Hz  
 Current rating 3A.  
 Insulation resistance >1000 M Ohms  
 Contact resistance 20 mOhms max.  
 CLIMATIC : Temperature range -55 °C up to 125°C  
 MARKING : Amphenol...(Series No.)  
 Commercial reference  
 Manufacturing date

**PRODUCT CODE**

**L 717 SD D 50 P**



UNLESS OTHERWISE SPECIFIED TOLERANCES		APPROVAL		DATE
U.S.	METRIC	DRAWN	Iss. peng	08/06/07
.X +/-	0.50	CHECKED	Uk.wang	08/06/07
.XX +/-	0.30	CHECKED		
.XXX +/-	0.20			
FRACTIONS +/-				
ANGLES +/-	2'			
FOR MATERIALS AND FINISHES SEE NOTES		DRAWING FILE :		
REMOVE SHARP EDGES		ANGLE OF PROJECTION		
DIMENSIONS				
U.S.	INCHES			
METRIC	MM			

Amphenol		
TITLE Stamped and Formed connector, SD series		
SIZE	DRAWING NO.	REV.
A4	C L717SDD50P	A
SCALE	NONE	SHEET 1 OF 1

4

3

2

1