


Power over Ethernet (PoE/PD) Flyback Transformer

EPC3248G-X & EPC3248G-X-LF



- Used in SMPS DC/DC Converter as a Flyback Transformer in PoE/Powered Devices (PD)
- Switching Frequency : 300 KHz to 400 KHz
- Add "-LF" after part number for Lead Free
- Input Voltage : 36-57 VDC
- 40 % Duty Cycle Typ. @ 48 VDC Input Voltage
- UL 94V-0 Recognized Materials
- UL 1446 Class B Insulation System
- Storage Temperature : -40°C to +125°C
- Operating Temperature : -40°C to +85°C

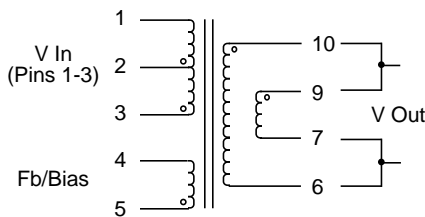
Electrical Specifications @ 25°C

Part Number	Chipset	PoE Class	PD Power (Watts)		Class Usage	Voltage (Vdc)		Current (Amp.)		Primary OCL (µH ± 10%) @ 300 KHz, 0.1 Vrms	Le (µH Max.) @ 300 KHz, 0.1 Vrms	Package Type	Schematic
			Min.	Max.		V Out	Fb Bias	V Out	Fb Bias				
EPC3248G-1	DPA425	0	0.44	12.95	Default	3.3	13.2	3.92	0.05	120	2.5	ER14.5	1
EPC3248G-2	DPA425	0	0.44	12.95	Default	5.0	13.33	2.59	0.05	120	2.5	ER14.5	1
EPC3248G-3	DPA425	0	0.44	12.95	Default	12.0	12.0	1.08	0.05	120	2.5	ER14.5	1
EPC3248G-4	DPA423	1	0.44	3.84	Optional	3.3	13.2	1.16	0.05	200	2.5	ER9.5	2
EPC3248G-5	DPA423	1	0.44	3.84	Optional	5.0	13.33	0.77	0.05	200	2.5	ER9.5	2
EPC3248G-6	DPA423	1	0.44	3.84	Optional	12.0	12.0	0.32	0.05	200	2.5	ER9.5	2
EPC3248G-7	DPA424	2	3.84	6.49	Optional	3.3	13.2	1.97	0.05	120	3.5	ER11	1
EPC3248G-8	DPA424	2	3.84	6.49	Optional	5.0	13.0	1.30	0.05	120	3.5	ER11	1
EPC3248G-9	DPA424	2	3.84	6.49	Optional	12.0	12.0	0.54	0.05	120	3.5	ER11	1
EPC3248G-10	DPA424/5	3	6.49	12.95	Optional	3.3	13.2	3.92	0.05	120	2.5	ER14.5	1
EPC3248G-11	DPA424/5	3	6.49	12.95	Optional	5.0	13.2	2.59	0.05	120	2.5	ER14.5	1
EPC3248G-12	DPA424/5	3	6.49	12.95	Optional	12.0	12.0	1.08	0.05	120	2.5	ER14.5	1
EPC3248G-13	DPA426	4(PoE+)	Reserved	Reserved	Reserved	3.3	13.2	12.12	0.05	25	4.0	EFD20	3
EPC3248G-14	DPA426	4(PoE+)	Reserved	Reserved	Reserved	5.0	13.2	8.0	0.05	25	4.0	EFD20	3
EPC3248G-15	DPA426	4(PoE+)	Reserved	Reserved	Reserved	12.0	12.0	3.33	0.05	25	4.0	EFD20	3

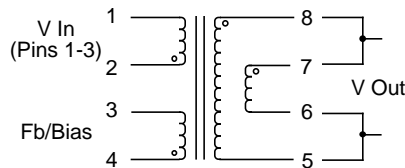
• Isolation : Pri., Bias to Sec. ; 1500 Vrms • Isolation : Pri. to Bias ; 500 Vrms •

Notes :	EPC3248-X	EPC3248-X-LF
1. Lead Finish	SnPb	Hot Dipped Sn or SnCu
2. Peak Solder Rating	225°C	260°C
3. Moisture Sensitive Levels (MSL)	1 (Unlimited, ≤30°C/60%RH)	1 (Unlimited, ≤30°C/60%RH)

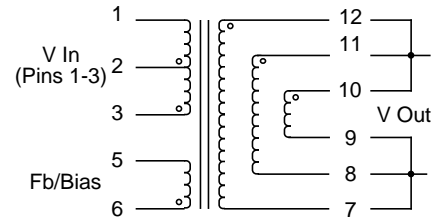
Schematic 1



Schematic 2



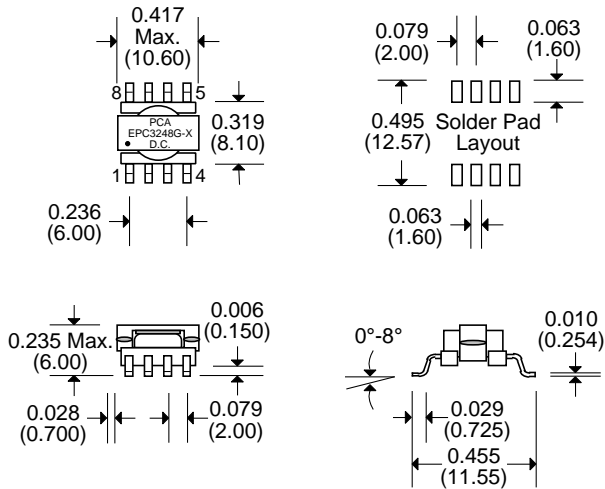
Schematic 3



Unless Otherwise Specified Dimensions are in Inches /mm ± .010 / .25

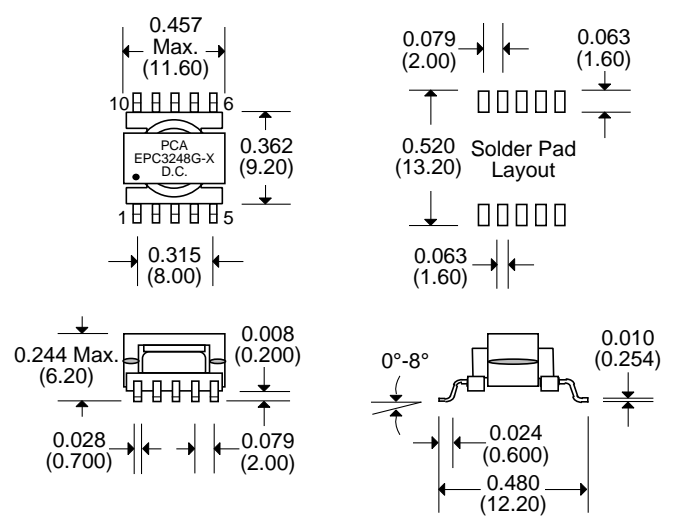
Power Over Ethernet (PoE/PD) Flyback Transformer EPC3248G-X & EPC3248G-X-LF

Package ER9.5



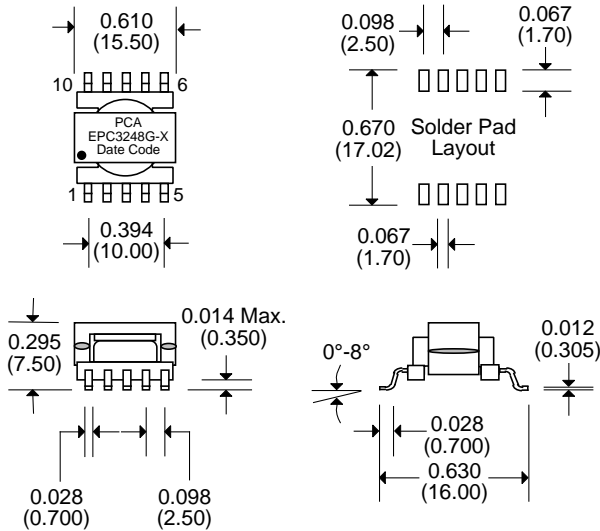
Packaging Information	Tube: 52 pcs/tube
	T/R: 600 pcs/13" reel

Package ER11



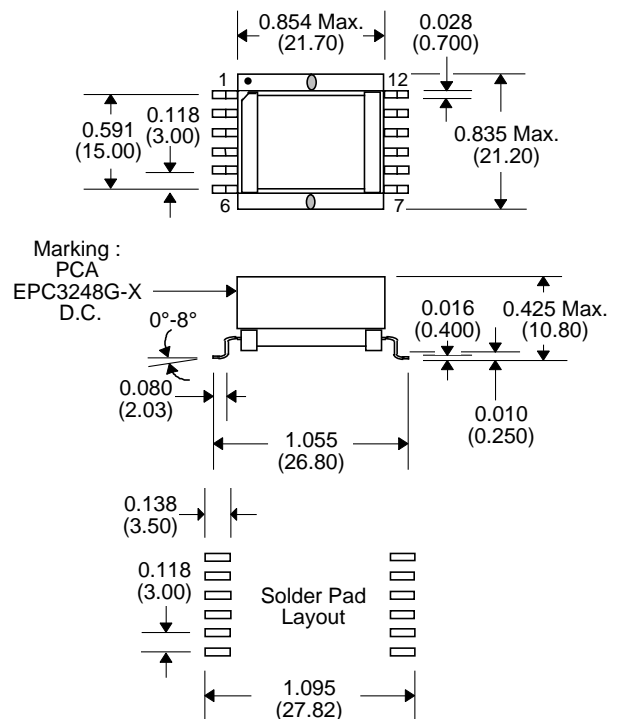
Packaging Information	Tube: 44 pcs/tube
	T/R: 400 pcs/13" reel

Package ER14.5



Packaging Information	Tube: 36 pcs/tube
	T/R: 350 pcs/13" reel

Package EFD20 (Reserved for Class 4 PoE+)



Packaging Information	Tray: 40 pcs/tray
-----------------------	-------------------

Unless Otherwise Specified Dimensions are in Inches /mm ± .010 / .25