


EPC3030G-EPC3107G



Features of the EFD20-6 Series

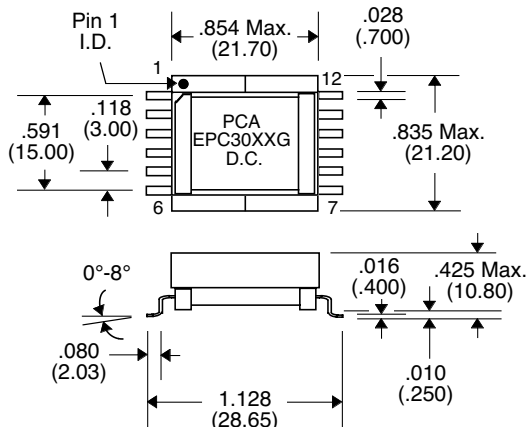
- Low Loss Material ensures operation in High Frequency Switching Converters such as Flyback, Buck, Boost Topology or as Coupled Inductors
- UL1446 Class B Insulating System
- UL 94V-0 Recognized Material
- Very Low Leakage Inductance

Primary Specification

Part Number	Connection	DCR (Ω Max.)	Idc (Amps)	Inductance (μH ± 20%) @ 0 Adc	Inductance Change @ Idc (Typ.)	Vt 1 (V-μSec. Max.)	Temp. Rise @ Idc (°C Typ.)
EPC3030G	Series	.071 xNs	6.1 /Ks	22.3 x(Ns) 2	27%	98 xNs	39
	Parallel	.071 /Np	6.1 /Kp	22.3	27%	98	39
	Single Wdg	.071	2.5	22.3	7.5%	98	39
EPC3031G	Series	.047xNs	7.5 /Ks	9.9 x(Ns) 2	21%	65.3 xNs	39
	Parallel	.047 /Np	7.5 /Kp	9.9	21%	65.3	39
	Single Wdg	.047	3.06	9.9	9%	65.3	39
EPC3032G	Series	.071 xNs	6.1 /Ks	12.0 x(Ns) 2	1%	98 xNs	39
	Parallel	.071 /Np	6.1 /Kp	12.0	1%	98	39
	Single Wdg	.071	2.5	12.0	0%	98	39
EPC3033G	Series	.047 xNs	7.5 /Ks	5.3 x(Ns) 2	0.4%	65.3 xNs	39
	Parallel	.047 /Np	7.5 /Kp	5.3	0.4%	65.3	39
	Single Wdg	.047	3.06	5.3	0%	65.3	39
EPC3034G	Series	.071 xNs	6.1 /Ks	9.65 x(Ns) 2	0%	98 xNs	39
	Parallel	.071 /Np	6.1 /Kp	9.65	0%	98	39
	Single Wdg	.071	2.5	9.65	0%	98	39
EPC3035G	Series	.047 xNs	7.5 /Ks	4.3 x(Ns) 2	0%	65.3 xNs	39
	Parallel	.047 /Np	7.5 /Kp	4.3	0%	65.3	39
	Single Wdg	.047	3.06	4.3	0%	65.3	39
EPC3036G	Series	.071 xNs	6.1 /Ks	7.63 x(Ns) 2	0%	98 xNs	39
	Parallel	.071 /Np	6.1 /Kp	7.63	0%	98	39
	Single Wdg	.071	2.5	7.63	0%	98	39
EPC3037G	Series	.047xNs	7.5 /Ks	3.4 x(Ns) 2	0%	65.3 xNs	39
	Parallel	.047 /Np	7.5 /Kp	3.4	0%	65.3	39
	Single Wdg	.047	3.06	3.4	0%	65.3	39
EPC3055G	Series	.081xNs	5.2 /Ks	27.4 x(Ns) 2	14%	113 xNs	34
	Parallel	.081 /Np	5.2 /Kp	27.4	14%	113	34
	Single Wdg	.081	2.1	27.4	2%	113	34
EPC3067G	Series	.071 xNs	4.0 /Ks	31.7 x(Ns) 2	23%	98 xNs	23
	Parallel	.071 /Np	4.0 /Kp	31.7	23%	98	23
	Single Wdg	.071	1.6	31.7	2%	98	23
EPC3107G	Series	.071 xNs	2.2 /Ks	50.0 x(Ns) 2	30%	98 xNs	14.4
	Parallel	.071 /Np	2.2 /Kp	50.0	30%	98	14.4
	Single Wdg	.071	0.9	50.0	2%	98	14.4

• Switching Frequency : Up to 1 MHz • Isolation : 500 Vrms •

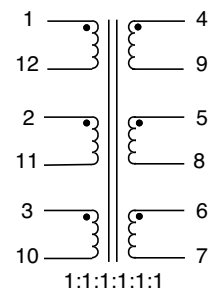
Package EFD20-6



Notes :

1. Ns = Number of series connections
2. Np = Number of parallel connections
3. Ks = $Ns \times \sqrt{6/Ns}$
4. Kp = $\sqrt{6/Np}$

Schematic



Unless Otherwise Specified Dimensions are in Inches /mm ± .010 /.25