


EPC3018G-EPC3019G



Features of the EFD15-6 Series

- Selected models can be used in SMPS Forward, Push-Pull or Half & Full Bridge Topology
- UL1446 Class B Insulating System
- UL 94V-0 Recognized Material
- Very Low Core Loss Materials
- Very Low Leakage Inductance

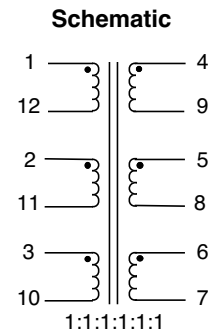
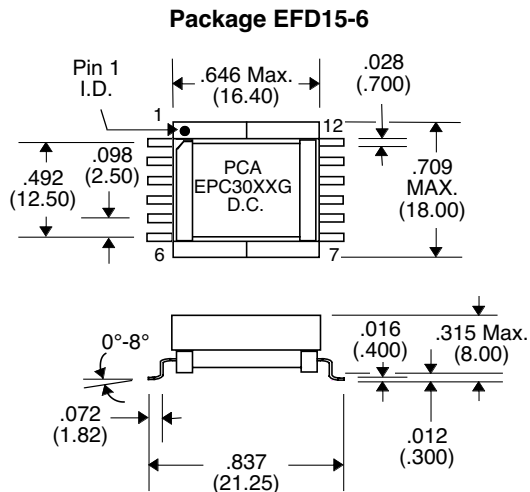
Primary Specification

| Part Number | Connection | DCR (Ω Max.) | I _{rms} (Amps) | Inductance (μH ± 25%) @ 0 Adc | V _{t 1} (V-μSec. Max.) | Temp. Rise @ I _{rms} (°C Typ.) |
|-------------|------------|--------------|-------------------------|-------------------------------|---------------------------------|---|
| EPC3018G | Series | .083 xNs | 4.4 /Ks | 131.8 x(Ns) 2 | 62.5 xNs | 39 |
| | Parallel | .083 /Np | 4.4 /Kp | 131.8 | 62.5 | 39 |
| | Single Wdg | .083 | 1.8 | 131.8 | 62.5 | 39 |
| EPC3019G | Series | .057xNs | 5.3 /Ks | 63.2 x(Ns) 2 | 43 xNs | 39 |
| | Parallel | .057 /Np | 5.3 /Kp | 63.2 | 43 | 39 |
| | Single Wdg | .057 | 2.17 | 63.2 | 43 | 39 |

• Switching Frequency : Up to 1 MHz • Isolation : 500 Vrms •

Notes :

1. Ns = Number of series connections
2. Np = Number of parallel connections
3. Ks = Ns x √6/Ns
4. Kp = √6/Np



Unless Otherwise Specified Dimensions are in Inches /mm ± .010 / .25