

# Electronic Miniature On-Delay Timer TY4

**IMO**

Miniature on-delay, plug-in timer.

A single product with a range of settings between 0.1 sec and 100 hours.

- Four-pole changeover contacts rated at 6A @ 240VAC
- AC and DC supply versions
- LED indication for Time range, counting time and power on
- Pin-out compatible with industry standard, 4-pole plug-in relays
- Sockets available for Din Rail and Printed-Circuit Board



CE

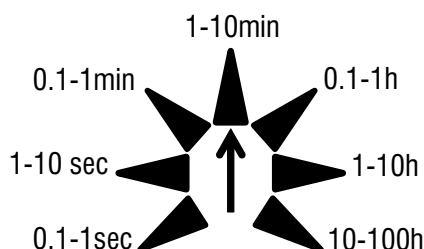
(Base sold separately SRN4-S)

## Options and ordering codes

TY4	12VDC
12VDC	Supply voltage
24VDC	
24VAC	
115VAC	
230VAC	

## Time range

Switch on the bottom of the product



## Input Circuit

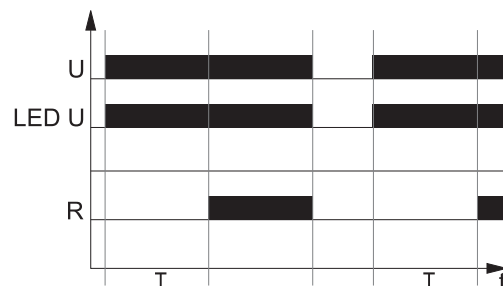
Rated voltage	50/60Hz AC	24 to 230V
	DC	12 to 24V
Must release voltage	AC: $\geq 0,2 U_n$   DC: $\geq 0,1 U_n$	
Operating range of supply voltage	0.8 to 1.1 $U_n$	
Rated power consumption	AC	2.2VA
	DC	1.2W
Range of supply frequency	48 to 63Hz	

## Output Circuits - Contact Data

Number and type of contacts		4 CO
Contact material		AgNi
Max. switching voltage		250V AC / 250V DC
Rated load	AC1	6A / 230V AC
Max. inrush current		12A
Rated current		6A
Max. breaking capacity	AC1	1500 VA
Min. breaking capacity		0,3 W   5V, 5mA
Contact resistance		$\leq 100m\Omega$
Max. operating frequency	at rated load AC1	1200 cycles/hour
	no load	18000 cycles/hour

## Time Module data

Funtion	ON Delay
	Applying the supply voltage U, the set time T begins - Off delay of the relay output relay R. After the interval T has lapsed, the output relay R switches on and remains on until suply voltage U is interrupted
Time ranges	1 s; 10 s; 1 min.; 10 min.; 1 h; 10 h; 100 h
Timing adjustments	Range - with the range-adjusting knob / switch; Within the range - with the time-adjusting knob / potentiometer
Setting accuracy	$\pm 5\%$ (calculated from the final range values)
Repeatability	$\pm 1\%$
Temperature influence	$\pm 0,01\%$ / °C
Recovery time	100 ms
LED Indicator	Green LED - indication of supply voltage U Yellow LED - indication of time period T and the status of outputs after the time T has been measured



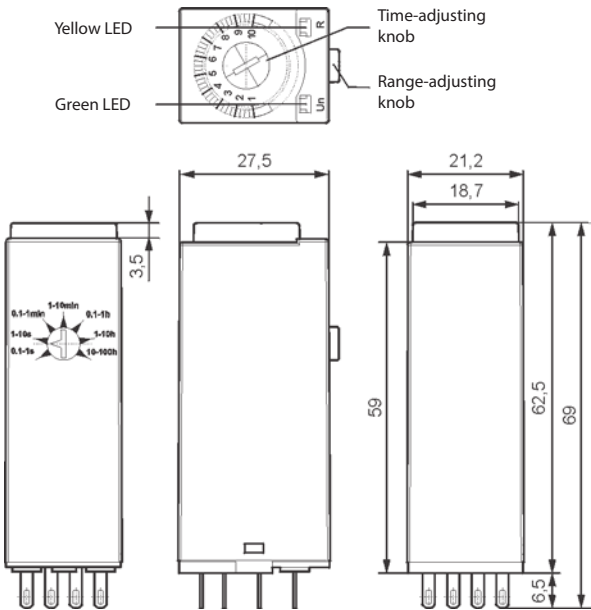
# Electronic Miniature On-Delay Timer TY4 continued



## General Data

Operating / release time (typical values)		10ms / 8ms
Electrical Life	AC1	> 10 <sup>5</sup> @ 6 A, 250 V AC
Mechanical life (cycles)		> 2 x 10 <sup>7</sup>
Dimensions (L x W x H)		27,5 x 21,2 x 62,5 mm
Weight		49g
Ambient Temperature	Storage	-20...+85 °C
	Operating	-20...+55°C
Cover protection category		IP20 (with socket)
Shock resistance	(NO/NC)	10g / 5g
Vibration resistance		5g 10...150Hz

## Dimensions



## Insulation

Insulation rated volatge		250V AC
Dielectric strength	input - outputs	2500V AC (type of insulation: basic)
	contact clearance	2500V AC (type of insulation: basic)
	pole - pole	2000V AC (type of insulation: basic)
Input - output distance	clearance	≥ 1,6mm
	creepage	≥ 3,2mm

## Wiring Diagram

