



Overview

MCLASS enclosures are engineered to house FlexPower® power management boards alongside access hardware in one compact, secure system.

This unit is a 12V and 24V DC dual voltage access power system.

C4 lock control module provide four access control inputs capable of voltage or dry contact activation, and four outputs programmable for failsafe / failsecure operation at either 12 or 24 VDC and controlled by the integrated fire alarm interface circuit on the FPO. D8 module provides eight auxiliary class II outputs and each output is configurable for 12 or 24VDC operation.

MClass enclosures are painted steel with removable backplate and include lock, two (2) keys and tamper switch.

System Features

- ◆ **FPO offline power supply**
 - 120 or 230 VAC input
 - 12 or 24 VDC outputs
 - On board Fire Alarm Interface
 - Continuous and resettable DC
- ◆ **Distributed outputs**
 - Eight auxiliary - class II at 2.5A each
 - Four lock control - fused at 3A each
- ◆ **Expansion options**
 - Increased power, multiple voltages
 - Additional distribution outputs
 - Network monitoring and reporting
- ◆ **Lifetime Warranty**

Enclosure Features

- ◆ **Labor saving design**
 - Pre-wired FlexPower section
 - Pre-punched knockouts
 - Pre-defined hole pattern for power section
 - Access panels mount on predefined stud mounts - no drilling required
- ◆ **Other refinements**
 - 4.5" enclosure depth fits 12Ah battery
 - Wire management room
 - Tamper switch, lock, dual key set standard



Ordering

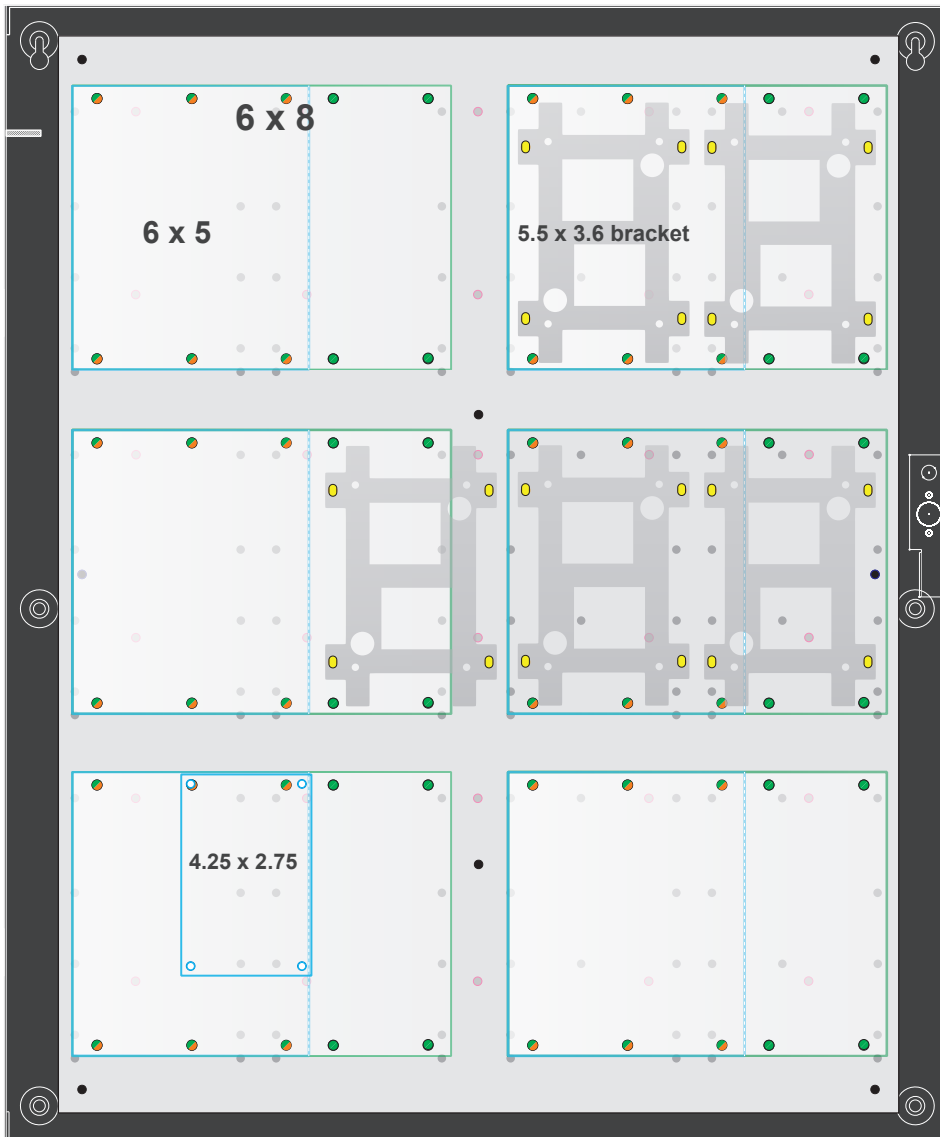
Description

FP0150-B100C4D8PE4M 150W (12V & 24V) 4 lock / 8 aux class out, MCLASS enclosure





Specifications

Input Power	Input 120/230 VAC 50/60 Hz 170 Watts (1.41 Amps) Overload and short circuit protection Over temperature protection Polarized AC power supply disconnect
Output Power	4A@12V and 4A@24V DC, 150W maximum combined output power Outputs: Continuous (DC1) Resettable DC2 8 auxiliary outputs, class II rated at 2.5 Amps per output 4 control outputs, fuse rated at 3.0 Amps per output 120 mV output voltage ripple System Efficiency: 88% System BTU Rating: 66 BTU/Hr
Battery Charging	Independent built-in 2A charger for sealed lead acid or gel type batteries Microprocessor dual rate charging of 12 or 24 V battery sets Charges up to 80Ah battery sets within UL limit Automatic switchover to standby battery when AC fails Zero voltage drop when switched over to battery backup
Supervision	AC Fail (form "C" contacts) System Fault (form "C" contacts) may be triggered by low/no battery, short to earth ground, power supply failure or blown fuse
Visual Indicators	AC input, DC1 and DC2 output System fault / AC fault Short to earth ground Reverse battery polarity Fire Alarm Input activated B100: DC input, output and Fault C4: DC input, output and Fault / D8: DC outputs
Regulatory Compliance (LSP equipment)	UL294, UL603, UL864, UL1076, UL1481, UL2044, UL2572 ULC S318, ULC S319, ULC S527, CSA C22.2 #107.1, CSA C22.2 #60950 FCC Part 15, Subpart B / CSFM Approved
Physical Dimensions	Enclosure: 24.00H x 20.00W x 4.50D in. (61.00 x 50.00 x 11.50 cm)
Backplate mounting pattern support for	EP1501, EP1502, EP2500, MR50, MR51e, MR52, MR16, MUX-8 LNL-500, 1100, 1200, 1300, 1320, 2000, 2210, 2220, 3300


E4M MCLASS backplate mounting pattern for power and access boards




E4M MOUNTING PATTERN KEY

-  (6) slots 6 x 8 board size
-  (6) slots 6 x 5 board size
-  (5) slots 5.5 x 3.6 (bracket)
-  (1) slot 4.25 x 2.75 board size

E4M1 MOUNTS SIX MORE 6x8 TO DOOR



E4M2 MOUNTS 6x8 SIZE ON DOOR ONLY



lifesafetypower.com

(888) 577-2898
 info@lifesafetypower.com

Specifications subject to change without notice.

© 2014 LifeSafety Power Inc. All rights reserved. LifeSafety Power and FlexPower are registered trademarks of LifeSafety Power Inc. All other trademarks and copyrights are the property of their respective owners.

P01-583 07/14

LifeSafety Power, Inc.
 750 Tower Road, Unit B
 Mundelein, IL 60060 USA