



Overview

MCLASS enclosures are engineered to house FlexPower® power management boards alongside access hardware in one compact, secure system.

This unit is a 12V and 24V DC dual voltage access power system.

C4 lock control module provide four access control inputs capable of voltage or dry contact activation, and four outputs programmable for failsafe / failsecure operation at either 12 or 24 VDC and controlled by the integrated fire alarm interface circuit on the FPO. D8 module provides eight auxiliary outputs and each output is configurable for 12 or 24VDC operation.

MClass enclosures are painted steel with removable backplate and include lock, two (2) keys and tamper switch.

System Features

- ◆ **FPO offline power supply**
 - 120 or 230 VAC input
 - 12 and 24 VDC outputs
 - On board Fire Alarm Interface
 - Continuous and resettable DC
- ◆ **Distributed output module**
 - Four, controlled fused at 3A each
 - Eight, auxiliary Class II P limited at 2.5A each
- ◆ **Expansion options**
 - Increased power, multiple voltages
 - Additional distribution outputs
 - Network monitoring and reporting
- ◆ **Lifetime Warranty**

Enclosure Features

- ◆ **Labor saving design**
 - Pre-wired FlexPower section
 - Pre-punched knockouts
 - Removeable backplate simplifies instal
 - Pre-defined hole pattern for power section
 - Access panels mount on predefined stud mounts - no drilling required
- ◆ **Other refinements**
 - 4.5" enclosure depth fits 12Ah battery
 - Wire management room
 - Tamper switch, lock, dual key set standard

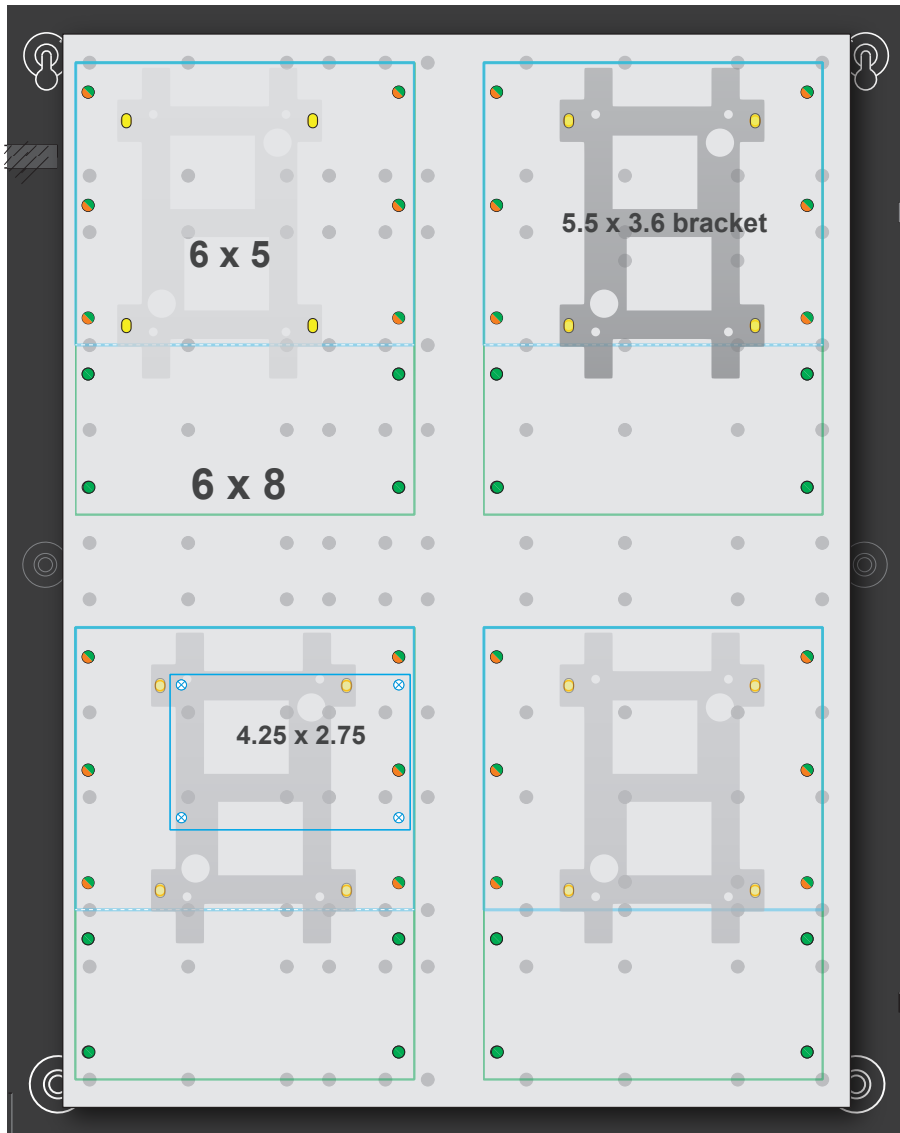


Ordering	Description
FP075-B100C4D8PE2M	75W (12V & 24V) 8 Class II outputs, MCLASS enclosure





Specifications

Input Power	Input 120/230 VAC 50/60 Hz 83 Watts (0.70A) Overload and short circuit protection Over temperature protection Polarized AC power supply disconnect
Output Power	4A@12V and 2A@24V DC, 75W maximum combined output power Outputs: Continuous (DC1) Resettable (DC2) 4 controlled outputs, fused at 3A each 8 auxiliary outputs, class II power limited at 2.5A each 120 mV output voltage ripple System Efficiency: 83% System BTU Rating: 33 BTU/Hr
Battery Charging	Independent built-in 1A charger for sealed lead acid or gel type batteries Microprocessor dual rate charging of 12 or 24 V battery sets Automatic switchover to standby battery when AC fails Zero voltage drop when switched over to battery backup
Supervision	AC Fail (form "C" contacts) System fail (form "C" contacts) may be triggered by low/no battery, short to earth ground and power supply failure
Visual Indicators	AC input, DC1 and DC2 output System fault AC fault Short to earth ground Reverse battery polarity Fire Alarm Input activated B100: DC input / output and Fault C4: DC input / output and Fault D8: DC outputs
Regulatory Compliance	UL294 and 1076 Class 2 / FCC / CSFM
Physical Dimensions	Enclosure: 20.00H x 16.00W x 4.50D in. (50.00 x 40.00 x 11.50 cm)
Backplate mounting pattern support for	EP1501, EP1502, EP2500, MR50, MR51e, MR52, MR16, MUX-8 LNL-500, 1100, 1200, 1300, 1320, 2000, 2210, 2220, 3300

E2M backplate mounting pattern for power and access boards



MOUNTING PATTERN KEY

-  (4) slots 6 x 5 board size
-  (4) slots 6 x 8 board size
-  (4) slots 5.5 x 3.6 (bracket)
-  (1) slot 2.75 x 4.25 board size

lifesafetypower.com

(888) 577-2898
info@lifesafetypower.com

Specifications subject to change without notice.

© 2014 LifeSafety Power Inc. All rights reserved. LifeSafety Power and FlexPower are registered trademarks of LifeSafety Power Inc. All other trademarks and copyrights are the property of their respective owners.

P01-582 07/14

LifeSafety Power, Inc.
750 Tower Road, Unit B
Mundelein, IL 60060 USA