



## Overview

The FP0150-E4M1 MCLASS is a custom E4 enclosure consisting of one FP0150 power supply and additional space to mount up to five Mercury/Lenel boards (EP1502, EP2500, MR52, 1100, 1200, 1320, 2220, or similar sized). The FP0150 PS/Charger is capable of providing two power outputs, user selectable for 12 or 24 VDC. One output provides continuous output power for system use, the second is programmable for either fail-safe or fail-secure operation, activated when the fire alarm disconnect is initiated.

Complete fault detection and reporting, with programmable fault delays, is provided along with datalogging capability of fault occurrence, battery usage time, and power supply status.

The FP0150-E4M1 is configured in a painted, steel enclosure, with lock, tamper switch, and custom stud pattern for mounting Mercury/Lenel panels.


## System Features

- ◆ **FPO offline power supply**
  - 120 or 230 VAC input
  - 12 and 24 VDC outputs
  - On board Fire Alarm Interface
  - Continuous and resettable DC
- ◆ **Distributed outputs**
  - DC1 Continuous
  - DC2 Resettable
- ◆ **Remote Monitoring & Control option**
  - Live voltage / current reporting
  - Remote battery load testing
  - Output power cycling and abnormal operation alert
  - System / AC fault reporting

## Enclosure Features

- ◆ **Labor saving design**
  - Pre-wired FlexPower section
  - Pre-formed knockouts
  - Removeable backplate simplifies instal
  - Pre-defined hole pattern for power section
  - Access panels mount on predefined stud mounts - no drilling required
- ◆ **Other refinements**
  - 4.5" enclosure depth fits 12Ah battery
  - Wire management room
  - Tamper switch, lock, dual key set standard

## Lifetime Warranty

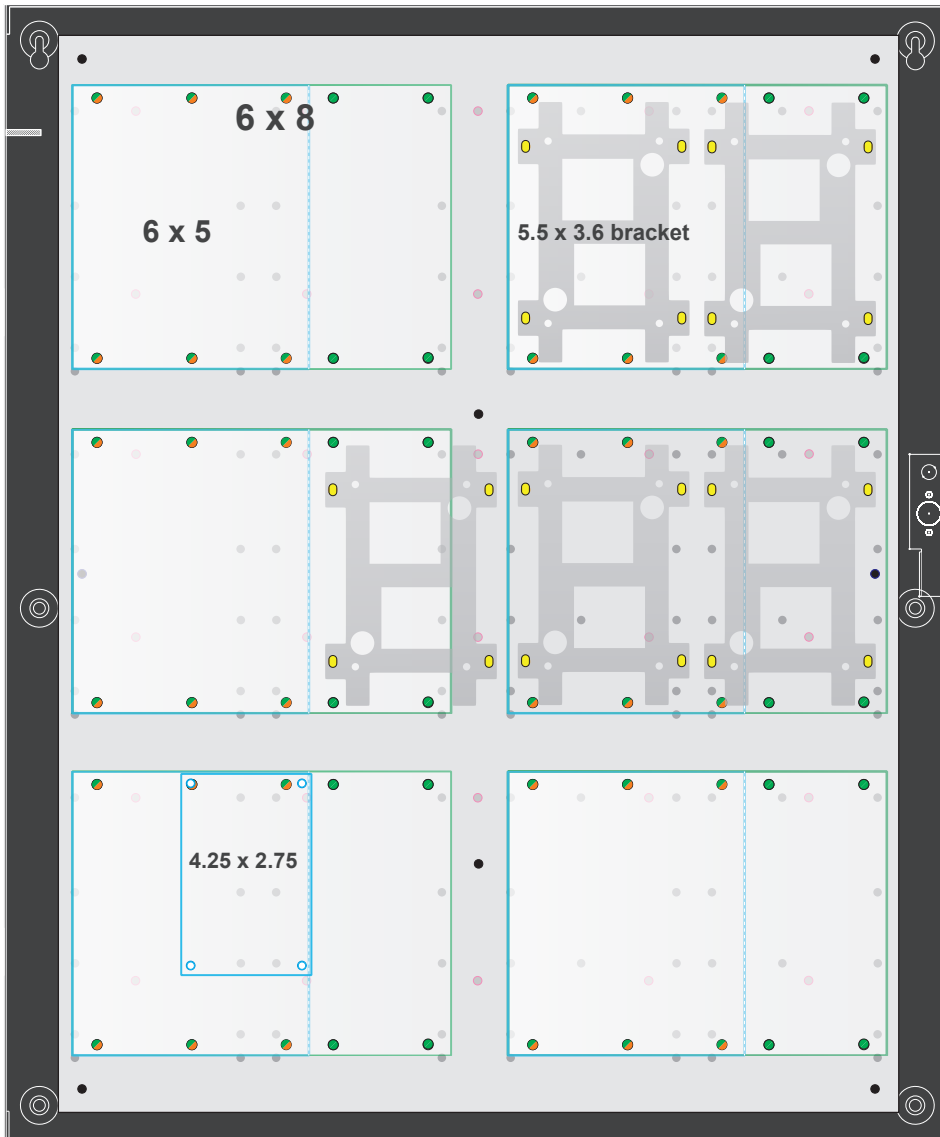


Ordering	Description
FP0150-E4M1	150W (12/24V) E4M1 MCLASS enclosure





## Specifications

<b>Input Power</b>	Input 120/230 VAC 50/60 Hz   170 Watts (1.42A) Overload and short circuit protection Over temperature protection Polarized AC power supply disconnect
<b>Output Power</b>	FP0150: 12V/12A or 24V/6A   150 Watts Outputs: Continuous (DC1) Resettable (DC2) 120 mV output voltage ripple System Efficiency: 88%   System BTU Rating: 66 BTU/Hr
<b>Battery Charging</b>	Independent built-in 2A charger for sealed lead acid or gel type batteries Microprocessor dual rate charging of 12 or 24 V battery sets Automatic switchover to standby battery when AC fails Zero voltage drop when switched over to battery backup
<b>Supervision</b>	AC Fail (form "C" contacts) System fail (form "C" contacts) may be triggered by low/no battery, short to earth ground and power supply failure
<b>Visual Indicators</b>	AC input, DC1 and DC2 output System fault AC fault Short to earth ground Reverse battery polarity Fire Alarm Input activated
<b>Regulatory Compliance</b>	UL294 and 1076 Class 2 FCC CSFM
<b>Physical Dimensions</b>	Enclosure: 24.00H x 20.00W x 4.50D in. (61.00 x 50.00 x 11.50 cm)
<b>Backplate mounting pattern support for</b>	EP1501, EP1502, EP2500, MR50, MR51e, MR52, MR16, MUX-8 LNL-500, 1100, 1200, 1300, 1320, 2000, 2210, 2220, 3300


**E4M1 backplate mounting pattern for power and access boards**




**E4M MOUNTING PATTERN KEY**

-  (6) slots 6 x 8 board size
-  (6) slots 6 x 5 board size
-  (5) slots 5.5 x 3.6 (bracket)
-  (1) slot 4.25 x 2.75 board size

**E4M1 MOUNTS SIX MORE 6x8 TO DOOR**



**E4M2 MOUNTS 6x8 SIZE ON DOOR ONLY**



[lifesafetypower.com](http://lifesafetypower.com)

(888) 577-2898  
 info@lifesafetypower.com

Specifications subject to change without notice.

© 2014 LifeSafety Power Inc. All rights reserved. LifeSafety Power and FlexPower are registered trademarks of LifeSafety Power Inc. All other trademarks and copyrights are the property of their respective owners.

P01-371A 03/14

LifeSafety Power, Inc.  
 1500 Tower Road, Unit B  
 Mundelein, IL 60060 USA