

PS Series



PS series is the newest shielding type ferrite wire wound chip inductor. This wire wound ferrite construction provides extremely low DCR and high rating current.

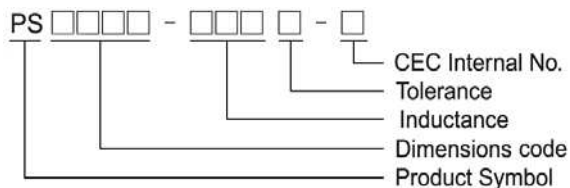
Features

- RoHS compliant
- Shielded power inductors
- Specially designed ferrite cover provides magnetic shielding
- Best possible surface for pick and place handling

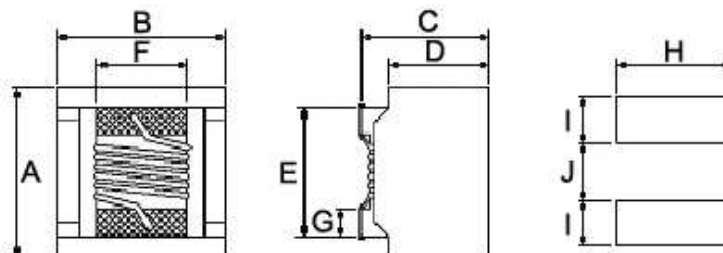
Applications

- Notebook computers
- PC cards
- Wireless communication
- Handheld devices

Product Identification



Shape and Dimensions / Recommended Pattern



Dimensions in mm

TYPE	A Max	B Max	C Max	D	E	F	G	H	I	J	
PS1008	3.81	3.81	2.94	3.05	2.20	2.54	2.03	0.51	2.54	1.02	1.27

C : 2.94⁺⁰mm at 1R0~331/ 561~102
3.05⁺⁰mm at 471

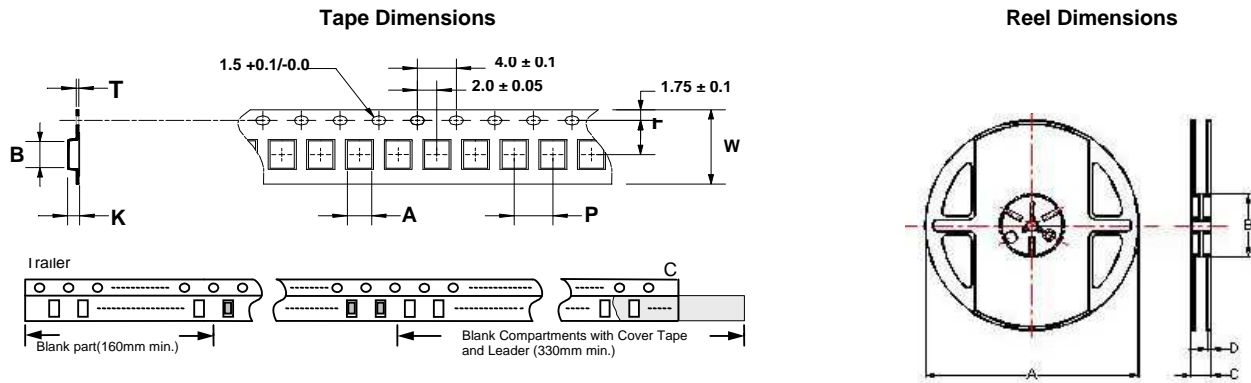
Electrical Characteristics

Part Number	Inductance (uH)	Test Frequency (MHz)	Tolerance (±%)	Q Typ.	Test Frequency (MHz)	SRF (MHz) Typ.	Rdc (Ω) Max	Idc (A)
PS1008-1R0□-N	1.0	0.1	20 / 10	26	1	344	0.05	3.0
PS1008-1R5□-N	1.5	0.1	20 / 10	26	1	260	0.08	2.8
PS1008-1R8□-N	1.8	0.1	20 / 10	28	1	225	0.09	2.1
PS1008-2R7□-N	2.7	0.1	20 / 10	30	1	185	0.14	1.5
PS1008-3R9□-N	3.9	0.1	20 / 10	30	1	172	0.29	1.2
PS1008-4R7□-N	4.7	0.1	20 / 10	30	1	157	0.35	1.1
PS1008-5R6□-N	5.6	0.1	20 / 10	30	1	150	0.39	1.1
PS1008-6R8□-N	6.8	0.1	20 / 10	30	1	110	0.58	0.9
PS1008-100□-N	10	0.1	20 / 10	30	1	95	0.75	0.82
PS1008-150□-N	15	0.1	20 / 10	30	1	75	1.15	0.70
PS1008-220□-N	22	0.1	20 / 10	33	1	30	1.40	0.65
PS1008-330□-N	33	0.1	20 / 10	33	1	21	1.61	0.52
PS1008-390□-N	39	0.1	20 / 10	33	1	18	1.85	0.46
PS1008-470□-N	47	0.1	20 / 10	33	1	15	2.20	0.43
PS1008-680□-N	68	0.1	20 / 10	33	1	12	3.80	0.33
PS1008-820□-N	82	0.1	20 / 10	33	1	10	4.30	0.32
PS1008-101□-N	100	0.1	20 / 10	33	1	8	4.80	0.31
PS1008-121□-N	120	0.1	20 / 10	33	1	8	5.0	0.25
PS1008-151□-N	150	0.1	20 / 10	33	1	5.8	6.5	0.24
PS1008-221□-N	220	0.1	20 / 10	33	1	5.5	12.0	0.22
PS1008-331□-N	330	0.1	20 / 10	33	1	3.8	17.0	0.20
PS1008-471□-N	470	0.1	20 / 10	33	1	3.1	19.0	0.16
PS1008-561□-N	560	0.1	20 / 10	33	1	2.8	18.4	0.13
PS1008-681□-N	680	0.1	20 / 10	33	1	2.5	24.0	0.12
PS1008-821□-N	820	0.1	20 / 10	23	1	2.0	26.0	0.10
PS1008-102□-N	1000	0.1	20 / 10	20	1	1.5	29.2	0.10

- When ordering, please specify tolerance and packaging codes.
- Tolerance : K = ±10% , M =±20%
- L : Agilent/HP4285A 0.1Vrms
- Q : Agilent E4991A + Agilent HP16197A
- SRF : Agilent E4991A
- Rdc : CH502BC/ HP4338B
- Idc for Inductance drop 10% from its value without current.
- Operating temperature range from -40°C to 105°C. (Including self - temperature rise)

SMD Wire Wound Power Chip Inductors - PS Series

Packaging Specifications



Dimensions in mm

TYPE	Tape Dimensions							Reel Dimensions				Quantity PCS / REEL
	A	B	T	W	P	F	K	A	B	C	D	
PS 1008	3.85	3.85	0.25	12	8	5.5	2.85	178	60	16	1.4	750