

PM Series



Due to accurate wire winding technology, these chip inductors are designed for filtering, impedance matching, resonance and choke circuits for RF designer. Both standard series custom designs are available.

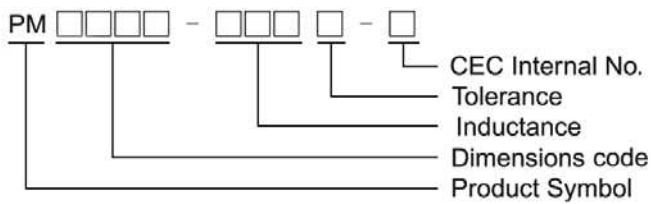
Features

- RoHS Compliant and Halogen Free
- Ceramic body and wire wound construction provide high Q and SRFs
- Higher Q and lower DCR than other inductors
- Exceptional current handling capability
- PM series is for high power and high frequency application

Applications

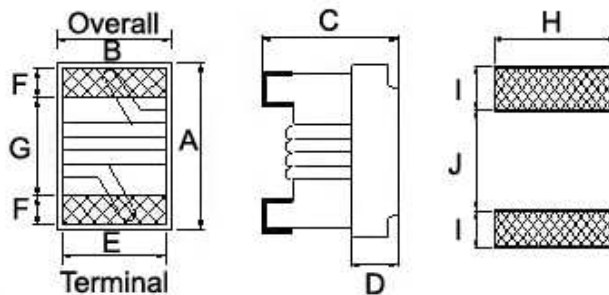
- Wireless embedded portable devices
- GPS receiver
- Base Station
- Repeater
- Set Top Box
- Cable / IP Modem
- Security system and other RF modules

Product Identification



Shape and Dimensions / Recommended Pattern

PM0603



Dimensions

	A	B	C	D	E	F	G	H	I	J
PM0603	1.6 ^{+0.2} _{-0.1}	1.12 ± 0.1	0.82 ^{+0.2} _{-0.1}	0.30	0.95	0.30	0.70	1.02	0.64	0.64

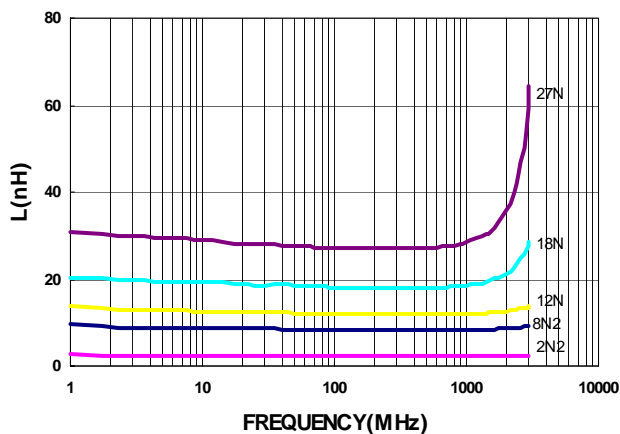
SMD Wire Wound Ceramic Chip Inductors - PM Series

Electrical Characteristics

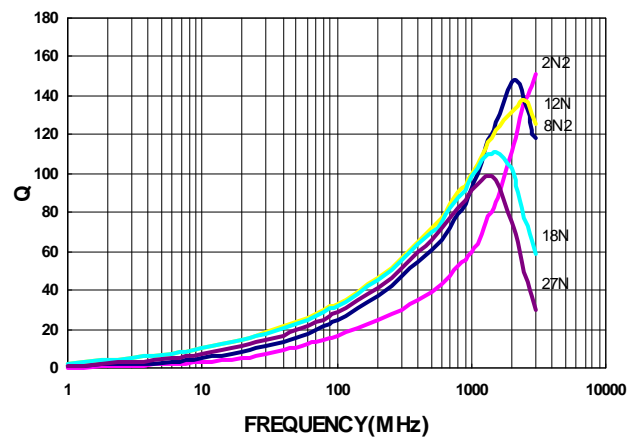
Part Number	Inductance (nH)	Test Frequency (MHz)	Tolerance (±%)	Q Min	Test Frequency (MHz)	SRF (GHz) Min	Rdc (Ω) Max	Irms (mA) Max	Color
PM0603-2N2□-N	2.2	100	±0.5nH	25	250	18	0.018	1400	Black
PM0603-3N9□-N	3.9	100	±0.2nH/±0.5nH	38	250	11	0.032	1000	Brown
PM0603-5N6□-N	5.6	100	±0.5nH	38	250	10	0.045	900	Red
PM0603-6N8□-N	6.8	100	±0.2nH/±0.5nH	38	250	7	0.045	900	Orange
PM0603-8N2□-N	8.2	100	±0.5nH	38	250	7	0.058	800	Yellow
PM0603-10N□-N	10	100	5 / 2	38	250	5	0.058	800	Green
PM0603-12N□-N	12	100	5 / 2	38	250	5	0.071	750	Blue
PM0603-15N□-N	15	100	5	42	250	4.5	0.085	700	Violet
PM0603-18N□-N	18	100	5 / 2	42	250	3.5	0.085	700	Gray
PM0603-22N□-N	22	100	5 / 2	42	250	3.2	0.099	640	White
PM0603-27N□-N	27	100	5 / 2	42	250	2.8	0.116	590	Black
PM0603-33N□-N	33	100	5	42	250	2.5	0.132	550	Brown

- When ordering, please specify tolerance and packaging codes.
- Tolerance : G = ±2% , J = ±5% , C = ±0.2nH , D = ±0.5nH
- L , Q : Agilent E4991A + Agilent HP16197A
- SRF : HP8753D / Agilent/E5071C
- Rdc : Chroma16502
- I rms for a 15°C rise above 25°C ambient.
- Operating temperature range from -40°C to 125°C . (Including self - temperature rise)

Typical **L** vs. **F** Frequency



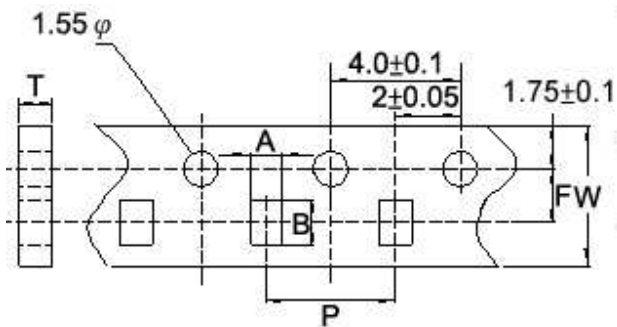
Typical **Q** vs. **F** Frequency



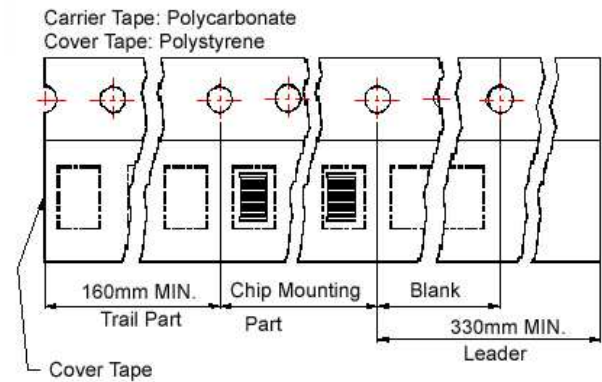
SMD Wire Wound Ceramic Chip Inductors - PM Series

Packaging Specifications

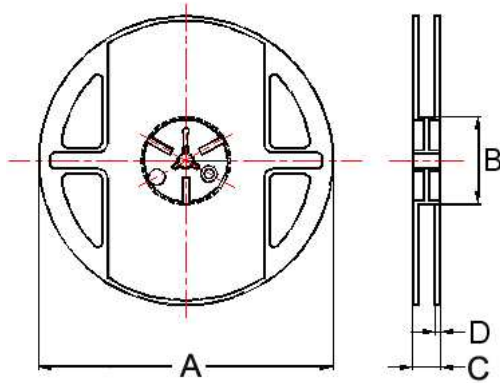
Tape Dimensions



Tape Material



Reel Dimensions



Dimensions in mm

TYPE	Tape Dimensions						Reel Dimensions				Quantity PCS / Reel
	A	B	T	W	P	F	A	B	C	D	
PM0603	1.23	1.90	0.97	8	4	3.5	178	60	12	1.5	4000