


Applications:

- Coupling
- Noise Suppression

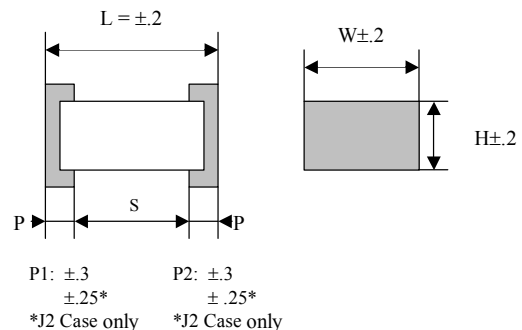
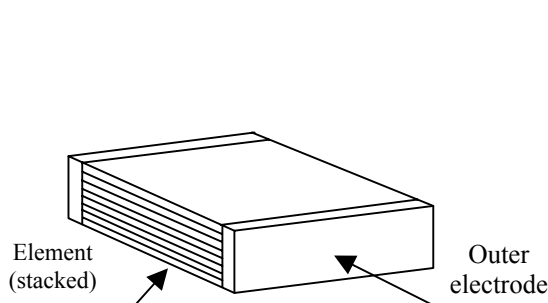
Features:

- Low ESR
- Applicable for reflow soldering



Electrical Specifications:

Operating temp. range	-40 to +85°C
Rated voltage	16VDC
Capacitance range	0.1 to 1.0uF
Capacitance tolerance	±20%
Dissipation factor	1.5%max. (20°C, 1kHz)
Withstand voltage	Between terminals: Rated volt (VDC)x175%, 1 to 5 s
Insulation resistance	C≤0.33uF: 1000MΩ min. (20°C, 10VDC 60s) C>0.33uF: 300MΩ • uF min.(20°C, 10VDC 60s)
Soldering Conditions	Reflow: soldering 240°C Max and 30sec max. at more than 210°C (Temp. at cap. surface)



Size Code	L	W	H	P1, P2	S
J2	2	1.25	1	0.45	≥.06
H1	3.2	1.6	0.8	0.65	≥0.1
H2	3.2	1.6	1	0.65	≥1.0
H3	3.2	1.6	1.4	0.65	≥1.0
G2	3.2	2.5	1.4	0.65	≥1.0

Ratings, Dimensions, & Quantity per Reel

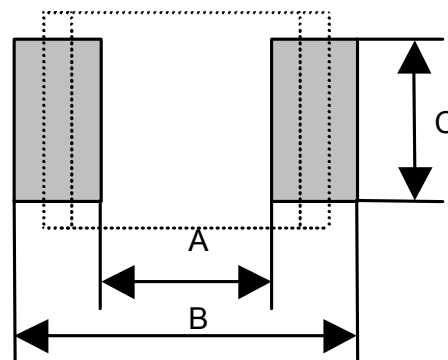
Rating volt. 16VDC

Dimensions (mm)

Part Number	Cap. (μF)	L	W	H	Size Code	Quantity
PPCX104M16TJ2	0.10	2.0	1.25	1.0	J2	
PPCX154M16TH1	0.15	3.2	1.6	0.8	H1	3000
PPCX224M16TH1	0.22	3.2	1.6	0.8	H1	
PPCX334M16TH2	0.33	3.2	1.6	1.0	H2	
PPCX474M16TH3	0.47	3.2	1.6	1.4	H3	
PPCX684M16TH3	0.68	3.2	1.6	1.4	H3	2000
PPCX105M16TG2	1.0	3.2	2.5	1.4	G2	

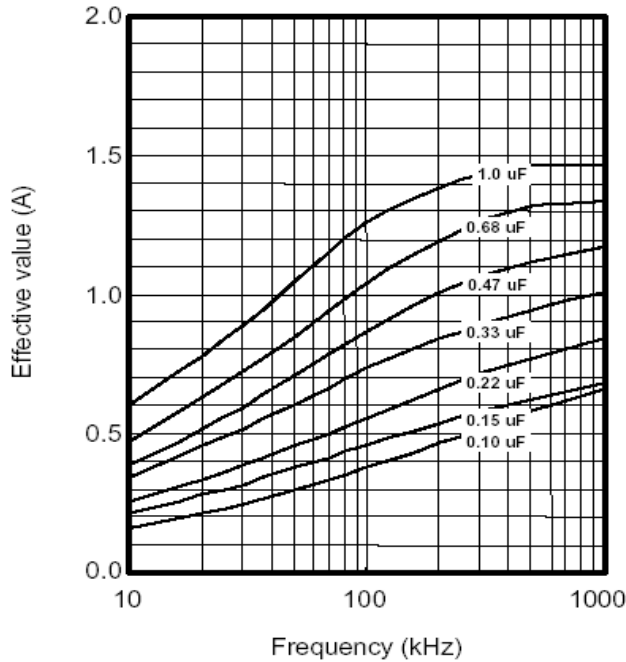
Land Pattern Dimensions:

Size Code	Land dimensions		
	A	B	C
J2	0.8	2.4	1.1
H1	1.8	3.6	1.4
H2	1.8	3.6	1.4
H3	1.8	3.6	1.4
G2	1.8	3.6	2.3

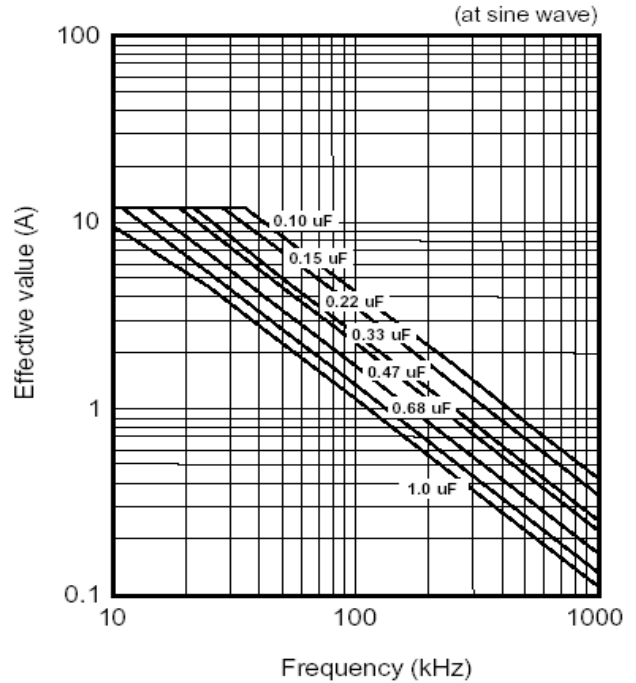


Applicable Specifications

Permissible Current



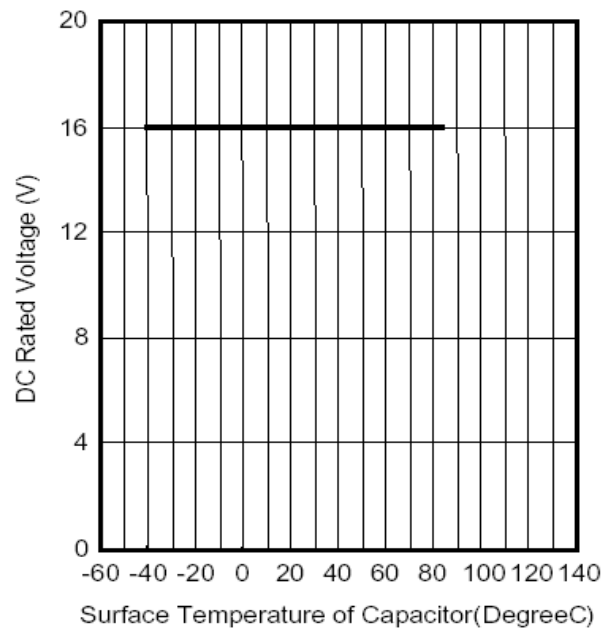
Permissible Voltage



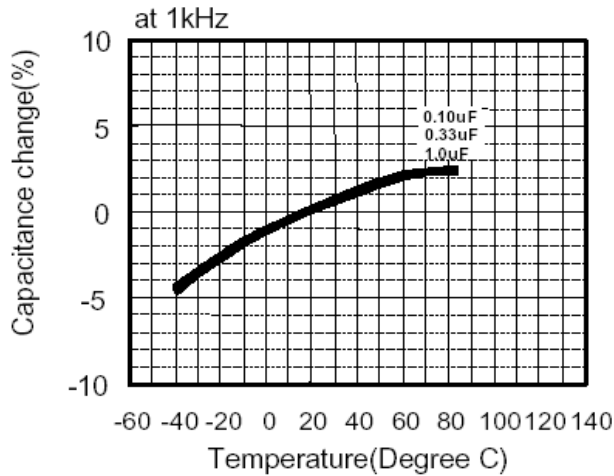
Pulse Handling Capability (dv/dt)
 (Max 10000cycles)

Rating Voltage	Capacitance Value(uF)	Code	dv/dt(V/us)	Current _(0,p) (A)
DC 16V	0.10	104	19	1.9
	0.15	154	15	2.3
	0.22	224	13	2.9
	0.33	334	10	3.3
	0.47	474	7	3.3
	0.68	684	5	3.4
	1.0	105	3	3.0

Voltage Derating by Temperature



Temperature Characteristics



Frequency Characteristics

